

















TECHNIK KATALOG // TECHNICAL CATALOGUE

MILANO / MILANO PUR / ROMANA
DUSCHTÜR-SYSTEM // SHOWER DOOR SYSTEM












Milano, Milano Pur, Romana

Duschtürbänder // shower door hinges
Winkel-/Längsverbinder // connectors
Spezielles Zubehör // special accessories















Milano Duschtürbänder // shower door hinges

							
Glas//glass: 8 mm	06110	06111	06112	06115	06120	06130	06132
Glas//glass: 10 mm	06114		06118	06119	06124	06134	
							
Glas//glass: 8 mm	06140	06150	06155	06160	06170	06181	06182
Glas//glass: 10 mm	06144				06174		
							
	06183	06184					










Milano Winkel-/Längsverbinder // connectors

						
06800	06801	06803	06805	06807	06811	06813
						
06815	06816	06817	09164			

Milano Pur Duschtürbänder // shower door hinges

							
Glas//glass: 8 mm	07110	07111	07112	07115	07120	07130	07132
Glas//glass: 10 mm	07114		07118	07119	07124	07134	
							
Glas//glass: 8 mm	07140	07160	07170	07181	07182	07183	07184
Glas//glass: 10 mm	07144		07174				

















Milano Pur Winkel-/Längsverbinder // connectors

						
07190	07191	07193	07192	07194	07195	07196
						
07197	07198					

Milano, Milano Pur, Romana

Duschtürbänder // *shower door hinges*
Winkel-/Längsverbinder // *connectors*
Ausgleichsadapter // *escape-adapter*


Romana Duschtürbänder // *shower door hinges*

								
Glas//glass: 8 mm	06210	06211	06212	06215	06220	06230	06232	06240
Glas//glass: 10 mm	06214		06218	06219	06224	06234		06244
								
Glas//glass: 8 mm	06250	06255	06260	06270	06281	06282	06283	06284
Glas//glass: 10 mm				06274				

Romana Winkel- / Längsverbinder // *connectors*



						
06820	06821	06823	06825	06827	06831	06833

Ausgleichsadapter // *escape-adapter*


06050-06061

AUF EINEN BLICK // AT A GLANCE



Spezielle Informationen zu Milano, Milano Pur, Romana (Duschtür-Systeme)
Special informations on Milano, Milano Pur, Romana (shower door systems)

Milano	Art.Nr. art.no.	Basismaterial base material	max. Tragf. je Bandpaar max. carrying cap. per hinge pair		ESG ⁵⁾ -Stärke tempered glass ⁵⁾ thickness		
			 in mm	 in kg	6 mm	8 mm	10 mm
Duschtürbänder 8 mm shower door hinges 8 mm	06110	● Messing brass	1000 x 2250	40	○	●	
	06111 ³⁾	●	1000 x 2250	40	○	●	○
	06112	●	1000 x 2250	40	○	●	○
	06115	●	1000 x 2250	40	○	●	
	06120	●	1000 x 2250	40	○	●	
	06130	●	1000 x 2250	40	○	●	
	06132 ³⁾	●	1000 x 2250	40	○	●	○
	06140	●	1000 x 2250	40	○	●	
	06150	●	1000 x 2250	40	○	●	○
	06155	●	1000 x 2250	40	○	●	○
	06160	●	1000 x 2250	40	○	●	○
	06170	●	1000 x 2250	40	○	●	
	06181	●	1000 x 2250	40	○	●	○
	06182	●	1000 x 2250	40	○	●	○
	06183	●	1000 x 2250	40	○	●	○
06184	●	1000 x 2250	40	○	●	○	
Duschtürbänder 10 mm shower door hinges 10 mm	06114	●	1000 x 2250	40			●
	06118	●	1000 x 2250	40			●
	06119	●	1000 x 2250	40			●
	06124	●	1000 x 2250	40			●
	06134	●	1000 x 2250	40			●
	06144	●	1000 x 2250	40			●
	06174	●	1000 x 2250	40			●
Winkel-/ Längsverbinder connectors	06800	●	1200 x 2250 ⁴⁾		○	●	○
	06801	●	1200 x 2250 ⁴⁾		○	●	○
	06803	●	1200 x 2250 ⁴⁾		○	●	○
	06805	●	1200 x 2250 ⁴⁾		○	●	○
	06807	●	1200 x 2250 ⁴⁾		○	●	○
	06811	●	1200 x 2250 ⁴⁾		○	●	○
	06813	●	1200 x 2250 ⁴⁾		○	●	○
	06815	●	1200 x 2250 ⁴⁾		○	●	○
	06816	●	1200 x 2250 ⁴⁾		○	●	○
	06817	●	1200 x 2250 ⁴⁾		○	●	○
Halteklammer clamp	09164	●	1200 x 2250 ⁴⁾		○	●	○

Wichtige Hinweise befinden sich auf Seite 7
Important information on page 7

AUF EINEN BLICK // AT A GLANCE



Spezielle Informationen zu Milano, Milano Pur, Romana (Duschtür-Systeme)
Special informations on Milano, Milano Pur, Romana (shower door systems)

Milano Pur	Art.Nr. art.no.	Basismaterial base material	max. Tragf. je Bandpaar max. carrying cap. per hinge pair		ESG ⁵⁾ -Stärke tempered glass ⁵⁾ thickness		
			 in mm	 in kg	6 mm	8 mm	10 mm
Duschtürbänder 8 mm shower door hinges 8 mm	07110	● Messing brass	1000 x 2250	40	○	●	
	07111 ³⁾	●	1000 x 2250	40	○	●	○
	07112	●	1000 x 2250	40	○	●	○
	07115	●	1000 x 2250	40	○	●	
	07120	●	1000 x 2250	40	○	●	
	07130	●	1000 x 2250	40	○	●	
	07132 ³⁾	●	1000 x 2250	40	○	●	○
	07140	●	1000 x 2250	40	○	●	
	07170	●	1000 x 2250	40	○	●	
	07181	●	1000 x 2250	40	○	●	○
	07182	●	1000 x 2250	40	○	●	○
	07183	●	1000 x 2250	40	○	●	○
	07184	●	1000 x 2250	40	○	●	○
Duschtürbänder 10 mm shower door hinges 10 mm	07114	●	1000 x 2250	40			●
	07118	●	1000 x 2250	40			●
	07119	●	1000 x 2250	40			●
	07124	●	1000 x 2250	40			●
	07134	●	1000 x 2250	40			●
	07144	●	1000 x 2250	40			●
	07174	●	1000 x 2250	40			●
Winkel-/ Längsverbinder connectors	07190	●	1200 x 2250 ⁴⁾		○	●	○
	07191	●	1200 x 2250 ⁴⁾		○	●	○
	07192	●	1200 x 2250 ⁴⁾		○	●	○
	07193	●	1200 x 2250 ⁴⁾		○	●	○
	07194	●	1200 x 2250 ⁴⁾		○	●	○
	07195	●	1200 x 2250 ⁴⁾		○	●	○
	07196	●	1200 x 2250 ⁴⁾		○	●	○
	07197	●	1200 x 2250 ⁴⁾		○	●	○
	07198	●	1200 x 2250 ⁴⁾		○	●	○

Wichtige Hinweise befinden sich auf Seite 7
Important information on page 7

AUF EINEN BLICK // AT A GLANCE

Spezielle Informationen zu Milano, Milano Pur, Romana (Duschtür-Systeme)
Special informations on Milano, Milano Pur, Romana (shower door systems)

Romana	Art.Nr. art.no.	Basismaterial base material	max. Tragf. je Bandpaar max. carrying cap. per hinge pair		ESG ⁵⁾ -Stärke tempered glass ⁵⁾ thickness		
			 in mm	 in kg	6 mm	8 mm	10 mm
Duschtürbänder 8 mm shower door hinges 8 mm	06210	● Messing brass	1000 x 2250	40	○	●	
	06211 ³⁾	●	1000 x 2250	40	○	●	○
	06212	●	1000 x 2250	40	○	●	
	06215	●	1000 x 2250	40	○	●	
	06220	●	1000 x 2250	40	○	●	
	06230	●	1000 x 2250	40	○	●	
	06232 ³⁾	●	1000 x 2250	40	○	●	○
	06240	●	1000 x 2250	40	○	●	
	06250	●	1000 x 2250	40	○	●	○
	06255	●	1000 x 2250	40	○	●	○
	06260	●	1000 x 2250	40	○	●	○
	06270	●	1000 x 2250	40	○	●	
	06281	●	1000 x 2250	40	○	●	○
	06282	●	1000 x 2250	40	○	●	○
	06283	●	1000 x 2250	40	○	●	○
06284	●	1000 x 2250	40	○	●	○	
Duschtürbänder 10 mm shower door hinges 10 mm	06214	●	1000 x 2250	40			●
	06218	●	1000 x 2250	40			●
	06219	●	1000 x 2250	40			●
	06224	●	1000 x 2250	40			●
	06234	●	1000 x 2250	40			●
	06244	●	1000 x 2250	40			●
	06274	●	1000 x 2250	40			●
Winkel-/ Längsverbinder connectors	06820	●	1200 x 2250 ⁴⁾		○	●	○
	06821	●	1200 x 2250 ⁴⁾		○	●	○
	06823	●	1200 x 2250 ⁴⁾		○	●	○
	06825	●	1200 x 2250 ⁴⁾		○	●	
	06827	●	1200 x 2250 ⁴⁾		○	●	○
	06831	●	1200 x 2250 ⁴⁾		○	●	○
	06833	●	1200 x 2250 ⁴⁾		○	●	○

Wichtige Hinweise befinden sich auf Seite 7
Important information on page 7

AUF EINEN BLICK // AT A GLANCE

Spezielle Informationen zu Milano, Milano Pur, Romana (Duschtür-Systeme)
Special informations on Milano, Milano Pur, Romana (shower door systems)

	Art.Nr. <i>art.no.</i>	Basismaterial <i>base material</i>	Stärke <i>thickness</i>
		Messing <i>brass</i>	in mm
Ausgleichsadapter <i>escape-adapters</i> Passend für Art.-Nr.: 06110 - 06120 07110 - 07120 06210 - 06220	06050	●	2 mm
	06051	●	3 mm
	06052	●	4 mm
	06053	●	5 mm
	06054	●	6 mm
	06055	●	8 mm
	06056	●	10 mm
	06057	●	12 mm
	06058	●	14 mm
	06059	●	15 mm
	06060	●	16 mm
	06061	●	20 mm

Lieferung // Delivery

- standardmäßig lieferbar
standard available
- ⊕ für Lieferung sind Angaben des Kunden erforderlich
details by the client are necessary for delivery
- für Lieferung ist Rücksprache erforderlich
consultation is necessary for delivery

Lieferbare Oberflächen gemäß aktueller Preisliste
Available surfaces according to current pricelist

Hinweis:

- ³⁾ Band mit Spritzschutz 06795
- ⁴⁾ Scheibe unten aufstehend und versiegelt
- ⁵⁾ Bitte beachten Sie die Eigenschaften und die statische Belastbarkeit von ESG. Nach DIN EN 12150-1:2000 und die Ergänzung nach DIN EN 14428:2015
- ⁶⁾ Ausgleichsadapter, bei nicht senkrechter/vertikaler Wandfläche für Milano-, Milano Pur- und Romana-Bänder.

Information:

- ³⁾ Hinge with splash guard 06795
- ⁴⁾ Glass positioned on the bottom and sealed
- ⁵⁾ Please take note on the properties and static load capacity of LSG. According to European Norm DIN EN 12150-1:2000 and addition 14428:2015
- ⁶⁾ Escape-adapter for non vertical walls for Milano-, Milano Pur- and Romana-hinges.

Hinweis:

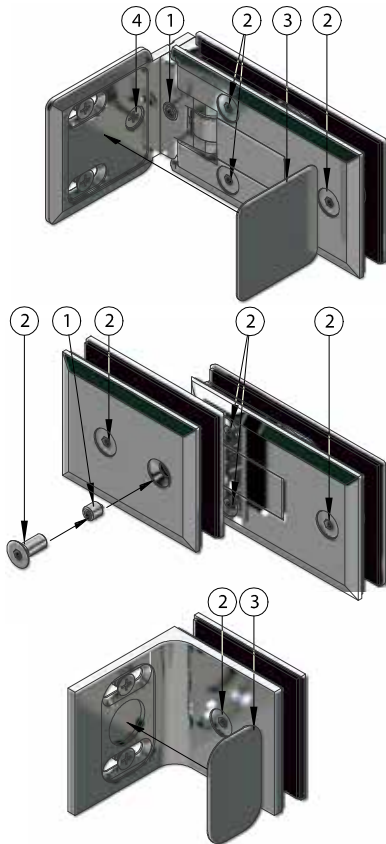
Pendeltürbänder sind weitgehend konform mit der DIN EN 14428:2015. Bei Pendeltürbändern muss die Bandachse in der Mitte des Glases angeordnet sein. Für die Montage sind Ausschnitte im Glas notwendig. Diese wirken sich, da die Dichtungen in diesem Bereich unterbrochen werden müssen, ungünstig auf die Dichtigkeit in diesem Bereich aus. Alle weiteren Anforderungen der DIN EN werden erfüllt. Durch die Verwendung spezieller Banddeckel auf der Duschienseite kann der Wasseraustritt verringert werden. Die Türen lassen sich dann allerdings nur noch nach außen öffnen.

Information:

Swinging door hinges largely conform to DIN EN 14428:2015. The axis of the swinging door hinge must be arranged in the middle of the glass. Cutouts in the glass are necessary for the mounting. Since the seals in this area have to be interrupted, this has a negative effect regarding the quality of the seal. All further requirements of the DIN EN are fulfilled. The emission of water can be decreased through the use of special hinge caps on the inside of the shower. However, the doors can then only be opened outwards.

Milano, Milano Pur, Romana: Montage und Pflege

Beispiele



Milano-, Milano Pur-, Romana- Düschtürbänder

Milano-, Milano Pur-, Romana- Düschtürbänder sind Pendeltürbänder

(außer Art.-Nr.: 06150, 06155, 06250, 06255).

Das Einstellen der Nulllage ist stufenlos möglich.

Glasart / Glasdicke / Glasbearbeitung

Die Beschläge sind für 8 + 10 mm Einscheibensicherheitsglas vorgerichtet.

Es ist ESG nach DIN EN 12150-1:2000 und Ergänzung nach DIN EN 14428: 2015 zu verarbeiten.

Freistehende Glaskanten und Glasecken an den Glasscheiben müssen so gefast und geschliffen sein, dass beim Benutzen und beim Reinigen der Duschtrennung keine Verletzungsgefahr besteht.

Standardabweichende Glaspositionierung erfordert ggf. eine angepasste Glasbearbeitung.

Bitte auf die Planität der Gläser achten.

Ebenfalls ist zu beachten, dass bei Verwendung der Bänder ohne Dichtprofile eine andere Glasbearbeitung notwendig ist als bei Verwendung mit Dichtprofilen.

Größe und Gewichte pro Düschtürbandpaar / Winkelverbinderpaar

Glasdicke	8 mm	10 mm
Türgewicht max.	40 kg	40 kg
Türbreite max.	1000 mm	1000 mm
Türhöhe max.	2250 mm	2250 mm
Seitenteilbreite max.	1200 mm	1200 mm
Seitenteilhöhe max.	2250 mm	2250 mm

Einstellbare Nulllage der Düschtürbänder

Die Düschtürbänder sind in der Nulllage stufenlos einstellbar.

Die Fixierung dieser Rasterung erfolgt mittels einer Arretierschrauben [1] (Inbus SW 4)

Um eine präzise Einstellung der Nullstellung bei der Montage zu ermöglichen, werden die Düschtürbänder ohne Fixierung der Nulllage ausgeliefert.

Hinweis Glasbohrungen / Glasausschnitte

Gläser im Bereich der Band - / Winkelverschraubungen reinigen. In die Glasbohrungen und Glasausschnitte für die Band-/ Winkel - / Türgriffverschraubungen unbedingt die mitgelieferten Kunststoffschlauchabschnitte bzw. Kunststoffstreifen, als Schutz zwischen Glas und Beschlag (Schraube), einsetzen.

Montage der Düschtürbänder und Winkelverbinder

Die Montage sollte nur von einem Fachmann durchgeführt werden.

Düschtürbänder waagrecht sowie die Achsen des übereinanderstehenden Bandpaares im Lot montieren! Türflügel fachgerecht ausrichten und die Klemmplatten mit den Befestigungsschrauben [2] (Inbus SW 4) fest verschrauben.

Bei den Glas-Wand Beschlägen mit Langlochbohrungen wird nach der Justierung des Türflügels durch die Bohrung [4] (ø 8 mm) der Anschraubplatte eine dritte Verschraubung zum tragenden Bauteil vorgenommen.

Einstellung der Schließposition

Türflügel in die gewünschte Nullstellung bewegen und anschließend zuerst am oberen, danach am unteren Band die Arretierschraube [1] sehr fest anziehen und noch einmal nachziehen.

Um einen höheren Anpressdruck bei Einsatz von Anschlägen oder Magnetdichtungen zu erreichen, gehen Sie bitte folgendermaßen vor: Lösen Sie die Arretierschraube [1], entfernen Sie die bereits montierten Anschlagdichtungen, drücken Sie den Türflügel etwas weiter nach innen über Null Grad hinaus und ziehen Sie die Arretierschraube [1] wieder fest. Bei diesen Düschtürbändern kann dieser Vorgang beliebig oft wiederholt werden.

Feststehende Glasteile zur Duschtasse hin auf z.B. Contiflexstreifen abstellen. Die Fugen zum tragenden Baukörper zur Duschtasse sowie zwischen feststehenden Glasteilen mit entsprechendem Silikon fachgerecht versiegeln. Nach erfolgter Montage alle Befestigungsschrauben auf festen Sitz hin prüfen und ggf. nochmals nachziehen. Bei Verwendung von Beschlägen mit Langlochbefestigung ist abschließend nach der Befestigung an der Wand die Abdeckplatte [3] mit einem Tropfen Silikon einzukleben.

Befestigungsmaterialien

Die statisch notwendigen Befestigungsmaterialien, für die Montage der Düschtürbänder und Winkelverbinder an den tragenden Baukörper, müssen vom Verarbeiter bestimmt werden.

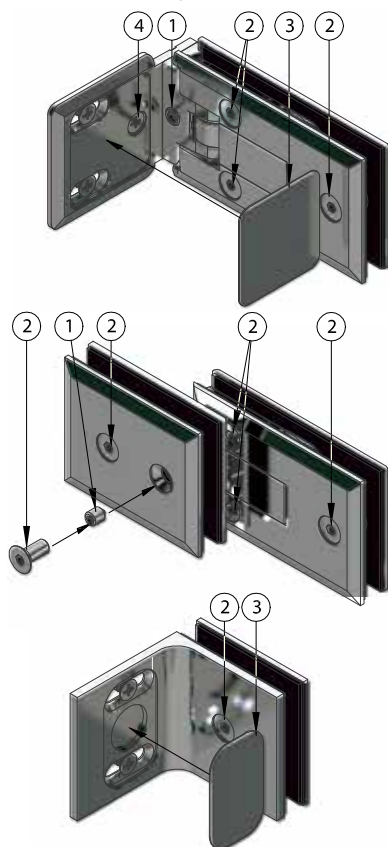
Dichtprofile

Milano-, Milano Pur-, Romana- Düschtürbänder ermöglichen grundsätzlich auch eine profillose Montage, wenn der erhöhte Wasseraustritt in Kauf genommen wird. Bei der Verwendung von Dichtprofilen wird der Wasseraustritt minimiert. Jedoch muss das Dichtprofil im jeweiligen Bandbereich unterbrochen werden. Weiterhin wird darauf hingewiesen, dass die Bänder aus technischen Gründen im Bereich des Pendelmechanismus nicht ganz abzudichten sind.

Pflegehinweis

Milano-, Milano Pur-, Romana- Düschtürbänder dürfen nur mit warmem Wasser und einem weichen Tuch (Microfaser) feucht abgewischt und gegebenenfalls nachgetrocknet werden.

Scharfe, aggressive sowie z.B. alkalische oder chlorhaltige Reiniger, Scheuermittel (z.B. Stahlwolle) bzw. Lösungsmittel dürfen nicht verwendet werden.

Examples

Milano-, Milano Pur-, Romana-shower door hinges

Milano-, Milano Pur-, Romana-shower door hinges are swing-door hinges. (except art.no.: 06150, 06155, 06250, 06255). The positioning of the zero position is continuously possible.

Glass type/ glass thickness/ glass conditioning

The fittings are intended for 8 + 10 mm tempered safety glass. Tempered safety glass must be handled in accordance with the DIN EN 12150-1:2000 and the supplemental DIN EN 14428: 2015.

Freestanding glass edges and glass corners on the sheets of glass must be bevelled and cut in such a way that no form of injury will result upon use or cleaning of the shower partition. Positioning of the glass in any manner other than standard requires a corresponding appropriate glass conditioning. Please pay attention to the flatness of the glasses. It must also be noted that a different glass conditioning is necessary when using the hinges without seals as is needed when using the hinges with seals.

Sizes and weights per shower door hinge pair/ angle joint pair

Glass thickness	8 mm	10 mm
Door weight max..	40 kg	40 kg
Door width max.	1000 mm	1000 mm
Door height max.	2250 mm	2250 mm
Side panel width max.	1200 mm	1200 mm
Side panel height max.	2250 mm	2250 mm

Adjustable zero position of the shower door hinges

The shower door hinges are continuously adjustable in the zero position. A locking screw [1] (Allan key, 4) is used to fix the zero position. In order to make a precise adjustment of the zero position possible during assembly, the shower door hinges will be delivered without prior adjustment of the zero position.

Advice for glass bores/ glass cut-outs

Clean the glass in the vicinity of the hinge- / bracket connections. In the glass bores and glass cut-outs for the hinge- / bracket- / door handle connections be sure to use the length of plastic tubing or the plastic strips included with the delivery as protection between the glass and the fitting (screw).

Mounting of the shower door hinges and angle joints

The mounting should only be carried out by an expert. Mount the shower door hinges horizontally and the axes of the hinge pair as placed one on top of the other perpendicularly! Align the door leaf appropriately and connect the fitting cap tightly with the fastening screws [2] (Allan key, 4) . Acc. to the glass wall fittings with longitudinal holes: After the adjustment of the door leaf has to be made a third screw connection to the load-bearing construction unit through the hole [4] (ø 8 mm) of the mounting plate.

Setting of the closed position

Move the door leaf into the desired zero position and then tighten the locking screw [1] very tightly, first on the top and then on the bottom hinge and then retighten.

In order to reach a higher contact pressure when mounted blocks or magnetic seals, please do the following: loosen the locking screw [1], remove the prior mounted block seals, push the door leaf somewhat further in beyond zero degrees and tighten the locking screw [1] again.

This process can be repeated with these shower door hinges as often as desired.

Apply stationary glass parts to the shower basin with e.g. Con-tiflex strips. Seal the spaces between the load bearing structures of the shower basin as well as between the stationary glass parts appropriately with the suitable silicone.

After assembly is completed inspect all fastening screws for secure placement and, if necessary, retighten them.

In the case that angle joints with slotted fasteners are used, paste in the cover plate [3] with a drop of silicone after fastening to the wall.

Mounting materials

The statically necessary mounting materials for the mounting of the shower door hinges and the angle joints onto the load-bearing structures must be determined by the persons responsible for the mounting.

Seals

Milano-, Milano Pur-, Romana-shower door hinges make assembly without seals possible, as long as the increased leakage of water is taken into consideration. The use of seals will minimize the leakage of water. However, the seal must be interrupted at each hinge. In addition, it should be noted that the hinges cannot be completely sealed in the area of the swing-door mechanism for technical reasons.

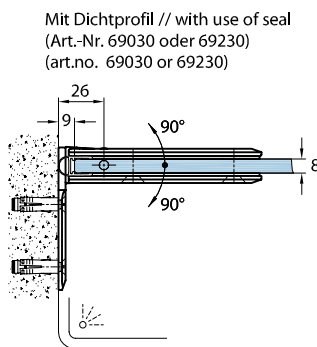
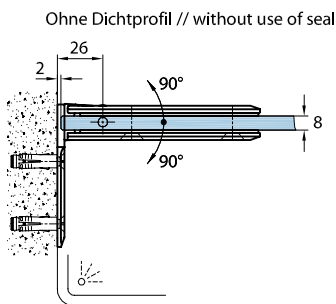
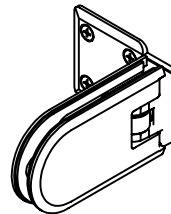
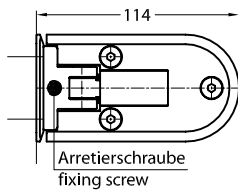
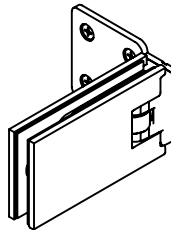
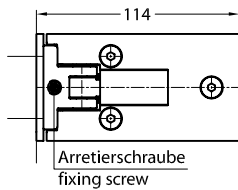
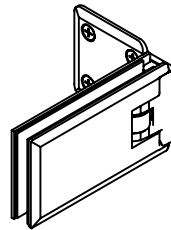
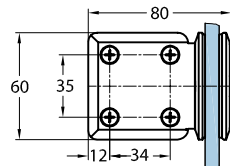
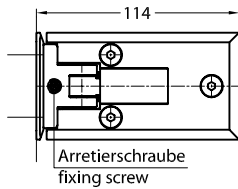
Care advice

Milano-, Milano Pur-, Romana-shower door hinges should only be cleaned with warm water and a damp, soft cloth (microfibre) and, if necessary, dried. Caustic or aggressive cleaners as well as e.g. alkaline cleaners, cleaners containing chlorine, abrasives (e.g. steel wool) or solvents should also not be used.

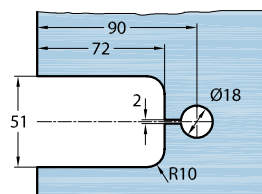
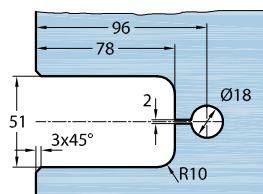
Milano, Milano Pur, Romana

Art.Nr. // art.no. 06110 (Milano), 07110 (Milano Pur), 06210 (Romana)

Duschtürband Glas-Wand 90° // shower door hinge glass-wall 90°



Glasbearbeitung₂₎ // glass machining₂₎



Besonderheiten // Features



¹⁾ Die Konformität mit DIN EN 14428:2015 ist im Bereich der Bänder und der Dichtprofile, bedingt durch die Pendeltechnik der Bänder, eingeschränkt. Alle anderen Forderungen der DIN übertreffen die Bänder bei weitem.

¹⁾ The conformity to DIN EN 14428:2015 is limited at the area of the hinges and seals because of the swinging door hinge technology. The swinging door hinges surpass easily all other requirements of the European Norm.

²⁾ Abweichende, normkonforme Glasbearbeitung, liegt in der Verantwortung des ESG-Herstellers.

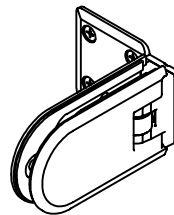
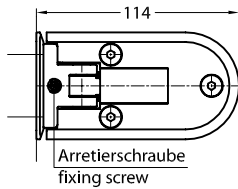
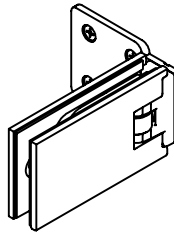
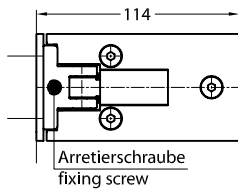
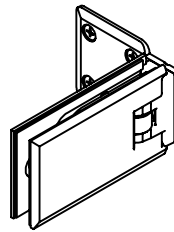
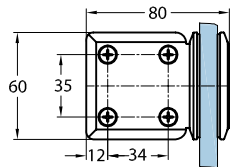
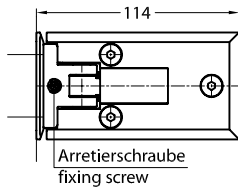
²⁾ Glass works, that differ or are nonconform, are the responsibility of the glass manufacturer.

Alle Angaben in mm // all details in mm

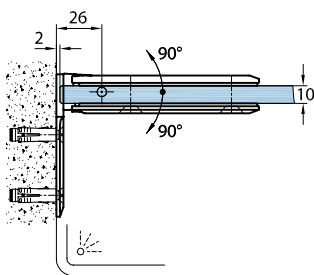
Milano, Milano Pur, Romana

Art.Nr. // art.no. 06114 (Milano), 07114 (Milano Pur), 06214 (Romana)

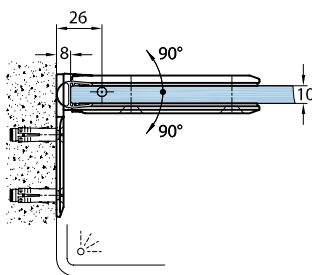
Duschtürband Glas-Wand 90° // shower door hinge glass-wall 90°



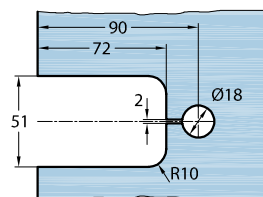
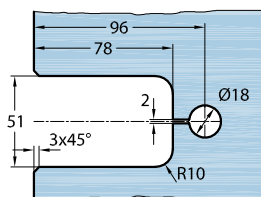
Ohne Dichtprofil // without use of seal



Mit Dichtprofil // with use of seal
(Art.-Nr. // art.no. 69460)



Glasbearbeitung // glass machining



Besonderheiten // Features



¹⁾ Die Konformität mit DIN EN 14428:2015 ist im Bereich der Bänder und der Dichtprofile, bedingt durch die Pendeltechnik der Bänder, eingeschränkt. Alle anderen Forderungen der DIN übertreffen die Bänder bei weitem.

¹⁾ The conformity to DIN EN 14428:2015 is limited at the area of the hinges and seals because of the swinging door hinge technology. The swinging door hinges surpass easily all other requirements of the European Norm.

²⁾ Abweichende, normkonforme Glasbearbeitung, liegt in der Verantwortung des ESG-Herstellers.

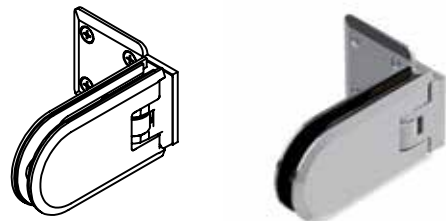
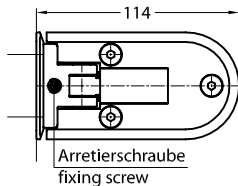
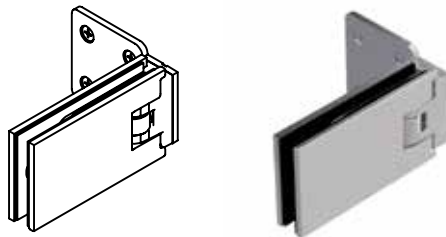
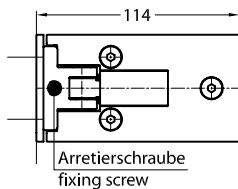
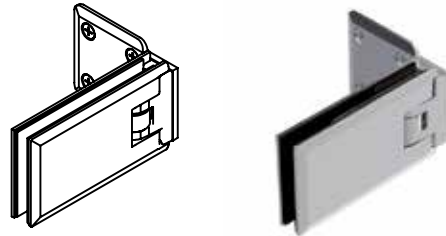
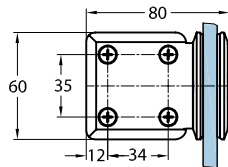
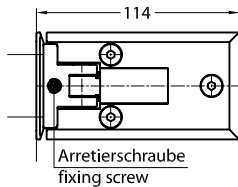
²⁾ Glass works, that differ or are nonconform, are the responsibility of the glass manufacturer.

Alle Angaben in mm // all details in mm

Milano, Milano Pur, Romana

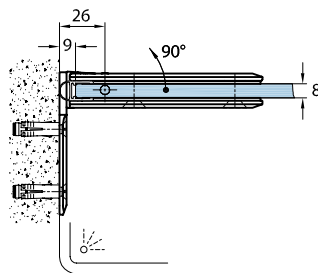
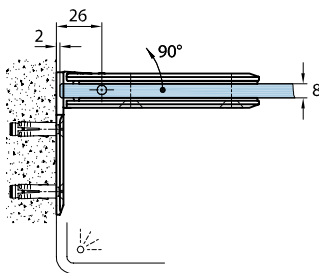
Art.Nr. // art.no. 06111 (Milano), 07111 (Milano Pur), 06211 (Romana)

Duschtürband Glas-Wand 90° mit Spritzschutz 06795 // shower door hinge glass-wall 90° with splash guard 06795

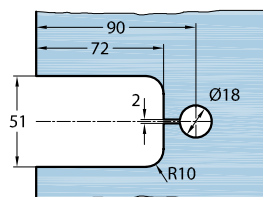
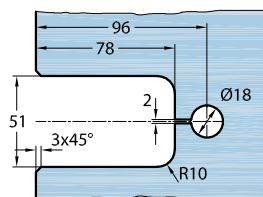


Ohne Dichtprofil // without use of seal

Mit Dichtprofil // with use of seal
(Art.-Nr. 69030 oder 69230)
(art.no. 69030 or 69230)



Glasbearbeitung // glass machining



Besonderheiten // Features



¹⁾ Die Konformität mit DIN EN 14428:2015 ist im Bereich der Bänder und der Dichtprofile, bedingt durch die Pendeltechnik der Bänder, eingeschränkt. Alle anderen Forderungen der DIN übertreffen die Bänder bei weitem.

¹⁾ The conformity to DIN EN 14428:2015 is limited at the area of the hinges and seals because of the swinging door hinge technology. The swinging door hinges surpass easily all other requirements of the European Norm.

²⁾ Abweichende, normkonforme Glasbearbeitung, liegt in der Verantwortung des ESG-Herstellers.

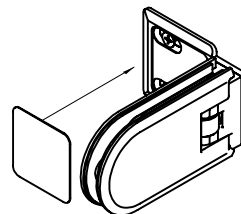
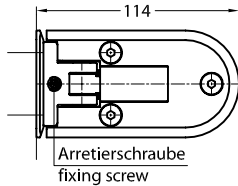
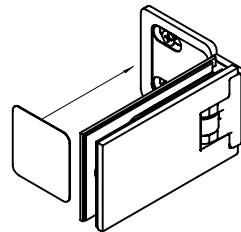
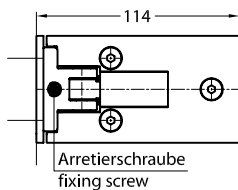
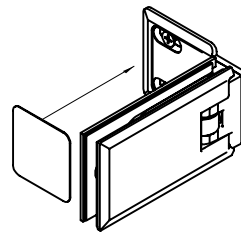
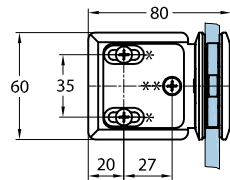
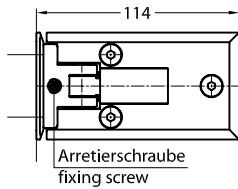
²⁾ Glass works, that differ or are nonconform, are the responsibility of the glass manufacturer.

Alle Angaben in mm // all details in mm

Milano, Milano Pur, Romana

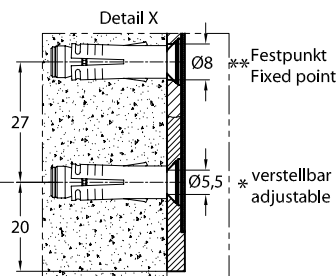
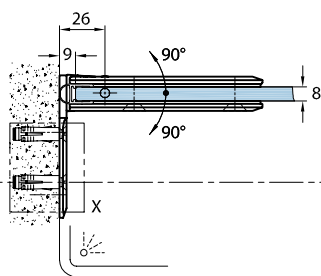
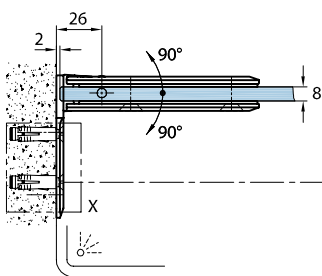
Art.Nr. // art.no. 06112 (Milano), 07112 (Milano Pur), 06212 (Romana)

Duschtürband mit Langlochanschraubplatte Glas-Wand 90° // shower door hinge with slotted hole screwing plate glass-wall 90°



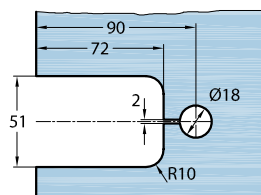
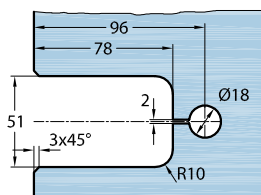
Ohne Dichtprofil // without use of seal

Mit Dichtprofil // with use of seal
(Art.-Nr. 69030 oder 69230)
(art.no. 69030 or 69230)



Glasbearbeitung // glass machining

Besonderheiten // Features



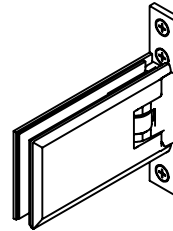
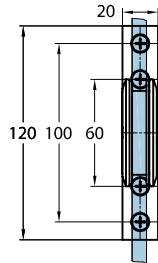
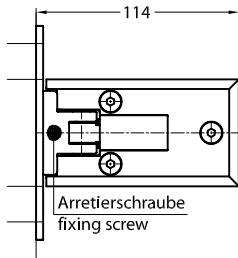
¹⁾ Die Konformität mit DIN EN 14428:2015 ist im Bereich der Bänder und der Dichtprofile, bedingt durch die Pendeltechnik der Bänder, eingeschränkt. Alle anderen Forderungen der DIN übertreffen die Bänder bei weitem.
¹⁾ The conformity to DIN EN 14428:2015 is limited at the area of the hinges and seals because of the swinging door hinge technology. The swinging door hinges surpass easily all other requirements of the European Norm.
²⁾ Abweichende, normkonforme Glasbearbeitung, liegt in der Verantwortung des ESG-Herstellers.
²⁾ Glass works, that differ or are nonconform, are the responsibility of the glass manufacturer.

Alle Angaben in mm // all details in mm

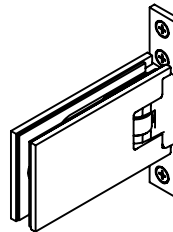
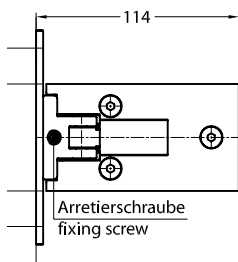
Milano, Milano Pur, Romana

Art.Nr. // art.no. 06115 (Milano), 07115 (Milano Pur), 06215 (Romana)

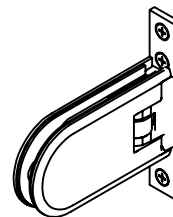
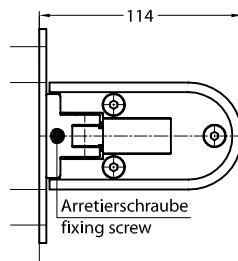
Duschtürband Glas-Wand 90° // shower door hinge glass-wall 90°



06115

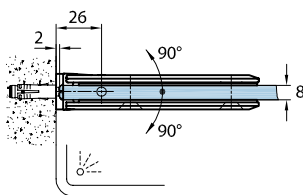


07115

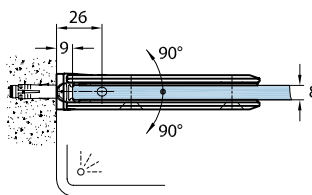


06215

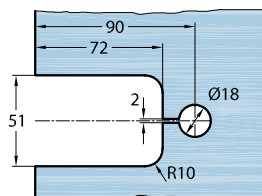
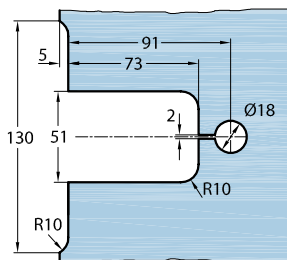
Ohne Dichtprofil // without use of seal



Mit Dichtprofil // with use of seal
(Art.-Nr. 69030 oder 69230)
(art.no. 69030 or 69230)



Glasbearbeitung // glass machining



Besonderheiten // Features



¹⁾ Die Konformität mit DIN EN 14428:2015 ist im Bereich der Bänder und der Dichtprofile, bedingt durch die Pendeltechnik der Bänder, eingeschränkt. Alle anderen Forderungen der DIN übertreffen die Bänder bei weitem.

¹⁾ The conformity to DIN EN 14428:2015 is limited at the area of the hinges and seals because of the swinging door hinge technology. The swinging door hinges surpass easily all other requirements of the European Norm.

²⁾ Abweichende, normkonforme Glasbearbeitung, liegt in der Verantwortung des ESG-Herstellers.

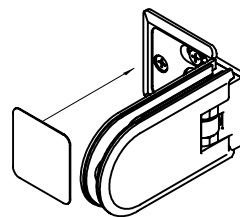
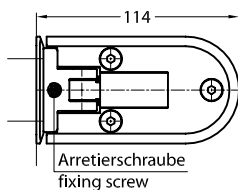
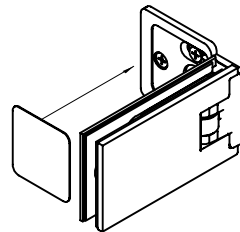
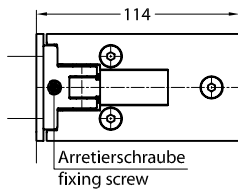
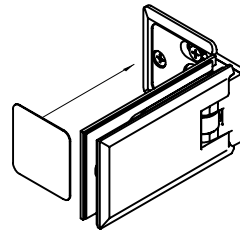
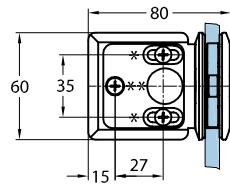
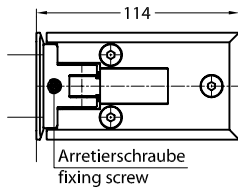
²⁾ Glass works, that differ or are nonconform, are the responsibility of the glass manufacturer.

Alle Angaben in mm // all details in mm

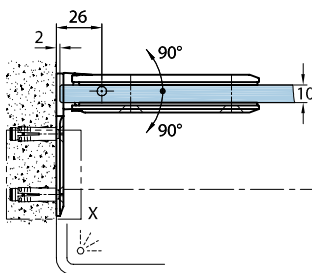
Milano, Milano Pur, Romana

Art.Nr. // art.no. 06118 (Milano), 07118 (Milano Pur), 06218 (Romana)

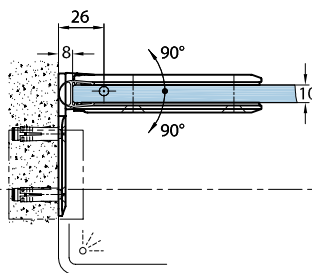
Duschtürband mit Langlochschraubplatte Glas-Wand 90° // shower door hinge with slotted hole screwing plate glass-wall 90°



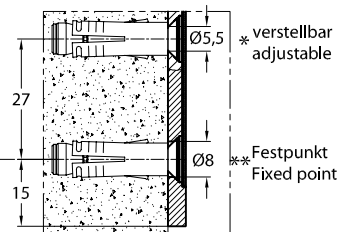
Ohne Dichtprofil // without use of seal



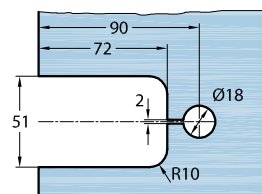
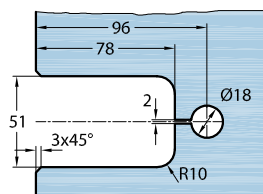
Mit Dichtprofil // with use of seal
(Art.-Nr. // art.no. 69460)



Detail X



Glasbearbeitung // glass machining



Besonderheiten // Features



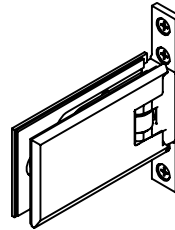
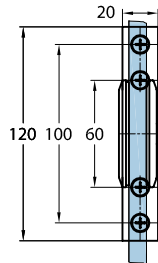
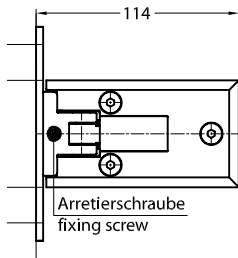
¹⁾ Die Konformität mit DIN EN 14428:2015 ist im Bereich der Bänder und der Dichtprofile, bedingt durch die Pendeltechnik der Bänder, eingeschränkt. Alle anderen Forderungen der DIN übertreffen die Bänder bei weitem.
¹⁾ The conformity to DIN EN 14428:2015 is limited at the area of the hinges and seals because of the swinging door hinge technology. The swinging door hinges surpass easily all other requirements of the European Norm.
²⁾ Abweichende, normkonforme Glasbearbeitung, liegt in der Verantwortung des ESG-Herstellers.
²⁾ Glass works, that differ or are nonconform, are the responsibility of the glass manufacturer.

Alle Angaben in mm // all details in mm

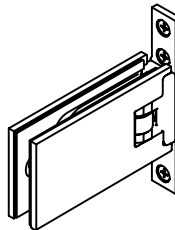
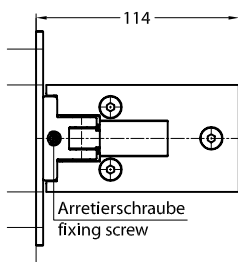
Milano, Milano Pur, Romana

Art.Nr. // art.no. 06119 (Milano), 07119 (Milano Pur), 06219 (Romana)

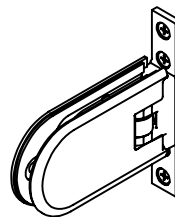
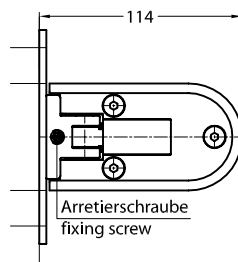
Duschtürband Glas-Wand 90° // shower door hinge glass-wall 90°



06119

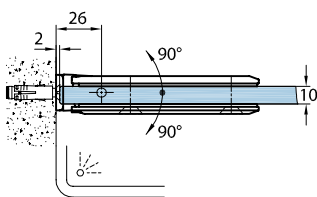


07119

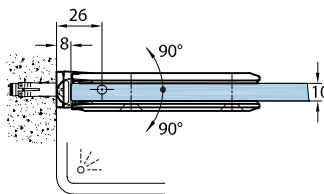


06219

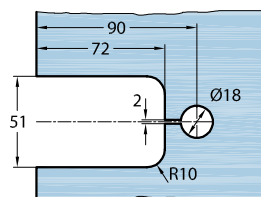
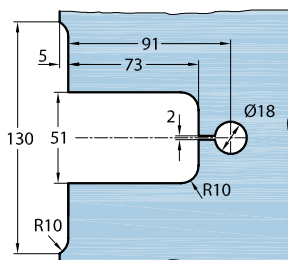
Ohne Dichtprofil // without use of seal



Mit Dichtprofil // with use of seal (Art.-Nr. // art.no. 69460)



Glasbearbeitung // glass machining



Besonderheiten // Features



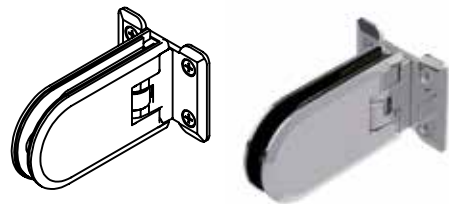
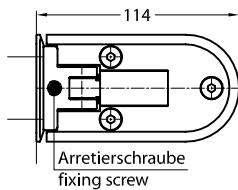
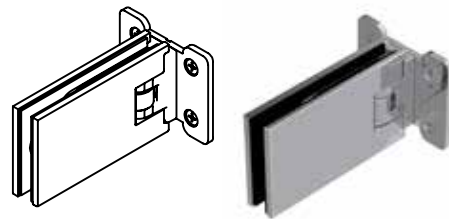
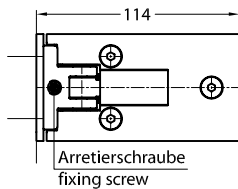
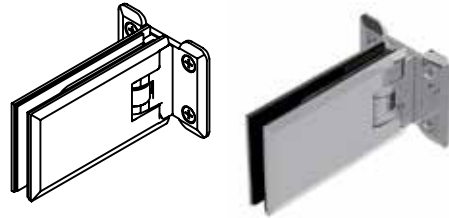
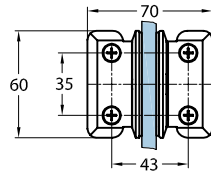
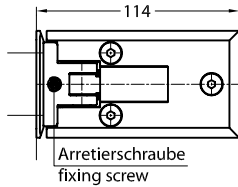
¹⁾ Die Konformität mit DIN EN 14428:2015 ist im Bereich der Bänder und der Dichtprofile, bedingt durch die Pendeltechnik der Bänder, eingeschränkt. Alle anderen Forderungen der DIN übertreffen die Bänder bei weitem.
¹⁾ The conformity to DIN EN 14428:2015 is limited at the area of the hinges and seals because of the swinging door hinge technology. The swinging door hinges surpass easily all other requirements of the European Norm.
²⁾ Abweichende, normkonforme Glasbearbeitung, liegt in der Verantwortung des ESG-Herstellers.
²⁾ Glass works, that differ or are nonconform, are the responsibility of the glass manufacturer.

Alle Angaben in mm // all details in mm

Milano, Milano Pur, Romana

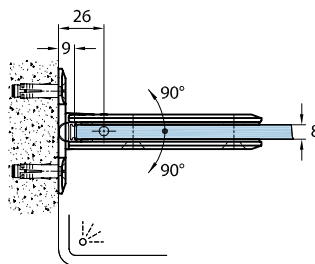
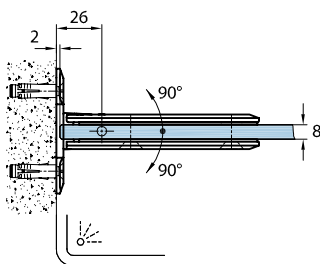
Art.Nr. // art.no. 06120 (Milano), 07120 (Milano Pur), 06220 (Romana)

Duschtürband Glas-Wand 90° // shower door hinge glass-wall 90°

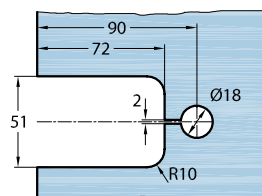
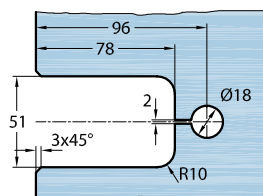


Ohne Dichtprofil // without use of seal

Mit Dichtprofil // with use of seal
(Art.-Nr. // art.no. 69030)



Glasbearbeitung // glass machining²⁾



Besonderheiten // Features



¹⁾ Die Konformität mit DIN EN 14428:2015 ist im Bereich der Bänder und der Dichtprofile, bedingt durch die Pendeltechnik der Bänder, eingeschränkt. Alle anderen Forderungen der DIN übertreffen die Bänder bei weitem.

¹⁾ The conformity to DIN EN 14428:2015 is limited at the area of the hinges and seals because of the swinging door hinge technology. The swinging door hinges surpass easily all other requirements of the European Norm.

²⁾ Abweichende, normkonforme Glasbearbeitung, liegt in der Verantwortung des ESG-Herstellers.

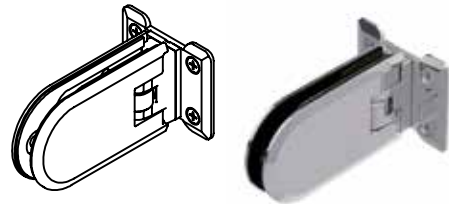
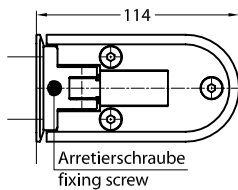
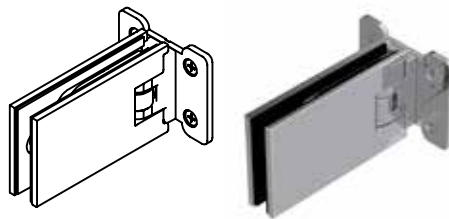
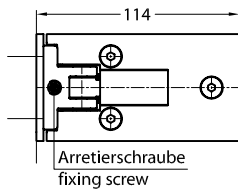
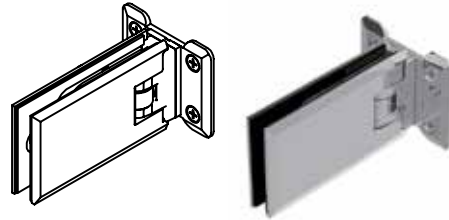
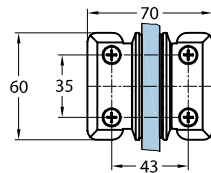
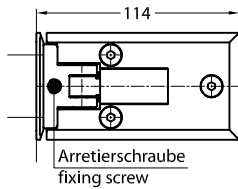
²⁾ Glass works, that differ or are nonconform, are the responsibility of the glass manufacturer.

Alle Angaben in mm // all details in mm

Milano, Milano Pur, Romana

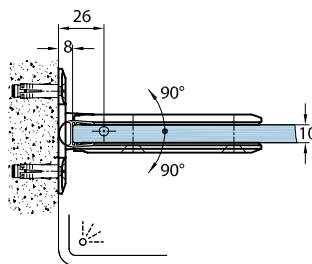
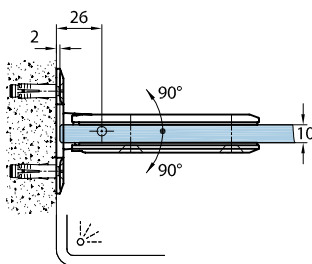
Art.Nr. // art.no. 06124 (Milano), 07124 (Milano Pur), 06224 (Romana)

Duschtürband Glas-Wand 90° // shower door hinge glass-wall 90°

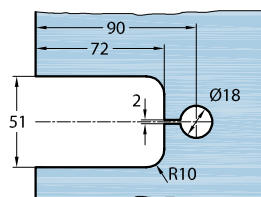
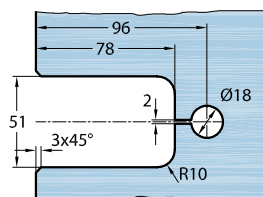


Ohne Dichtprofil // without use of seal

Mit Dichtprofil // with use of seal
(Art.-Nr. // art.no. 69460)



Glasbearbeitung // glass machining



Besonderheiten // Features



¹⁾ Die Konformität mit DIN EN 14428:2015 ist im Bereich der Bänder und der Dichtprofile, bedingt durch die Pendeltechnik der Bänder, eingeschränkt. Alle anderen Forderungen der DIN übertreffen die Bänder bei weitem.

¹⁾ The conformity to DIN EN 14428:2015 is limited at the area of the hinges and seals because of the swinging door hinge technology. The swinging door hinges surpass easily all other requirements of the European Norm.

²⁾ Abweichende, normkonforme Glasbearbeitung, liegt in der Verantwortung des ESG-Herstellers.

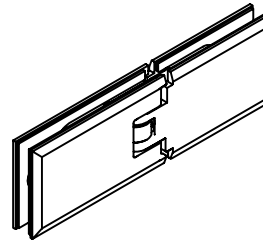
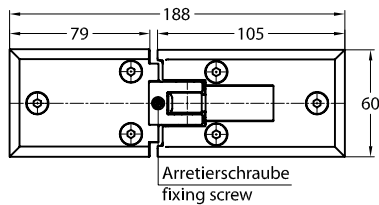
²⁾ Glass works, that differ or are nonconform, are the responsibility of the glass manufacturer.

Alle Angaben in mm // all details in mm

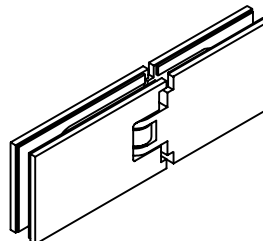
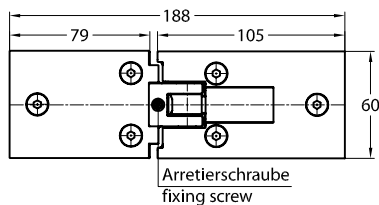
Milano, Milano Pur, Romana

Art.Nr. // art.no. 06130 (Milano), 07130 (Milano Pur), 06230 (Romana)

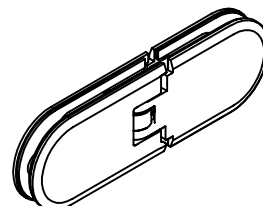
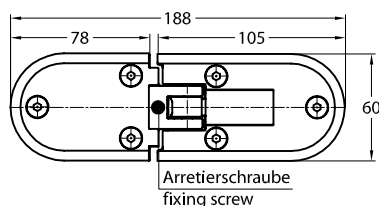
Duschtürband Glas-Glas 180° // shower door hinge glass-glass 180°



06130



07130

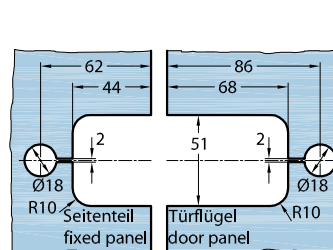
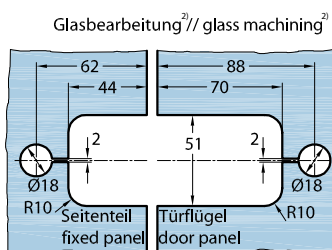
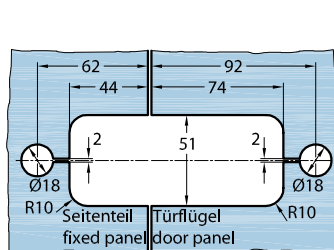
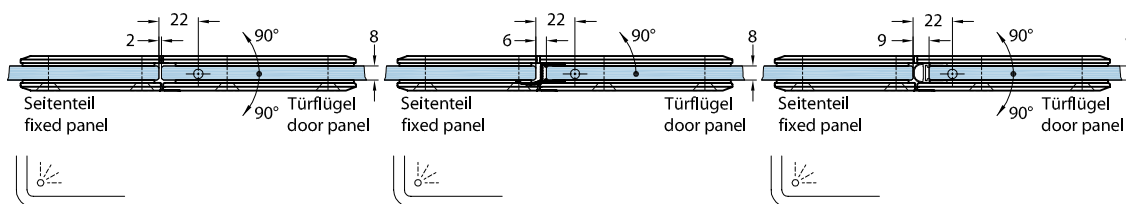


06230

Ohne Dichtprofil // without use of seal

Mit Dichtprofil // with use of seal
(Art.-Nr. // art.no. 69090)

Mit Dichtprofil // with use of seal
(Art.-Nr. 69030 oder 69230)
(art.no. 69030 or 69230)



¹¹ Die Konformität mit DIN EN 14428:2015 ist im Bereich der Bänder und der Dichtprofile, bedingt durch die Pendeltechnik der Bänder, eingeschränkt. Alle anderen Forderungen der DIN übertreffen die Bänder bei weitem.

¹¹ The conformity to DIN EN 14428:2015 is limited at the area of the hinges and seals because of the swinging door hinge technology. The swinging door hinges surpass easily all other requirements of the European Norm.

²¹ Abweichende, normkonforme Glasbearbeitung, liegt in der Verantwortung des ESG-Herstellers.

²¹ Glass works, that differ or are nonconform, are the responsibility of the glass manufacturer.

Besonderheiten // Features

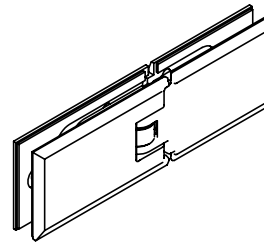
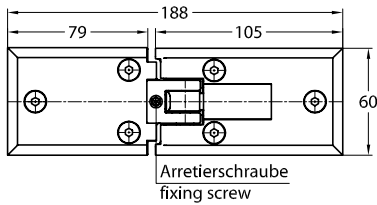


Alle Angaben in mm // all details in mm

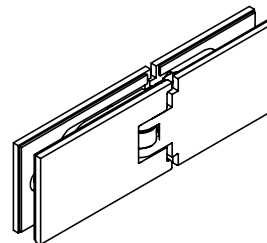
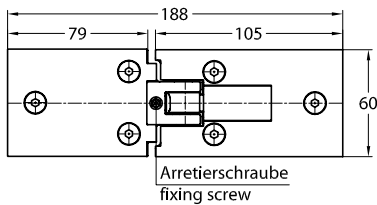
Milano, Milano Pur, Romana

Art.Nr. // art.no. 06134 (Milano), 07134 (Milano Pur), 06234 (Romana)

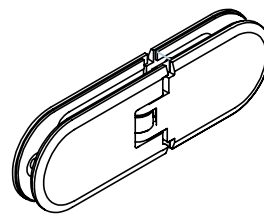
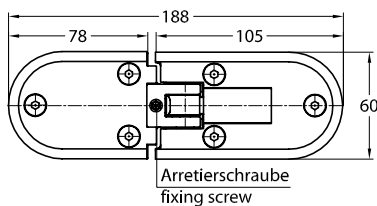
Duschtürband Glas-Glas 180° // shower door hinge glass-glass 180°



06134


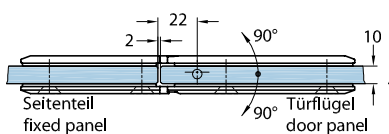


07134

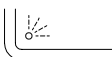
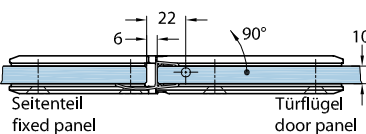


06234

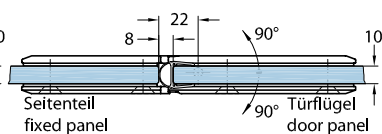
Ohne Dichtprofil // without use of seal



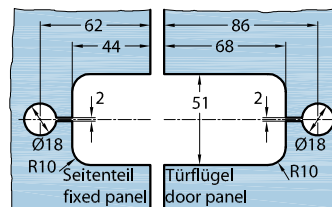
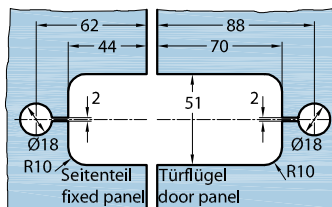
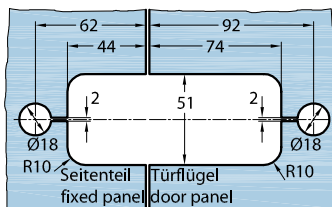
Mit Dichtprofil // with use of seal (Art.-Nr. // art.no. 69470)



Mit Dichtprofil // with use of seal (Art.-Nr. // art.no. 69460)



Glasbearbeitung²⁾ // glass machining²⁾



¹⁾ Die Konformität mit DIN EN 14428:2015 ist im Bereich der Bänder und der Dichtprofile, bedingt durch die Pendeltechnik der Bänder, eingeschränkt. Alle anderen Forderungen der DIN übertreffen die Bänder bei weitem.

¹⁾ The conformity to DIN EN 14428:2015 is limited at the area of the hinges and seals because of the swinging door hinge technology. The swinging door hinges surpass easily all other requirements of the European Norm.

²⁾ Abweichende, normkonforme Glasbearbeitung, liegt in der Verantwortung des ESG-Herstellers.

²⁾ Glass works, that differ or are nonconform, are the responsibility of the glass manufacturer.

Besonderheiten // Features

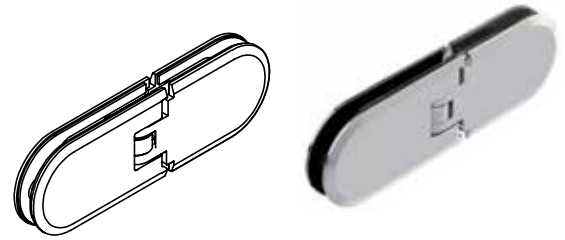
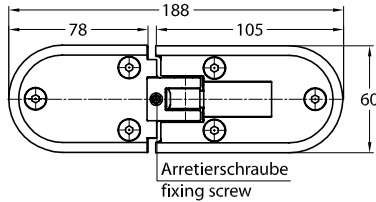
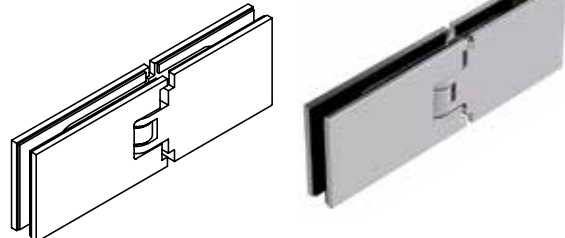
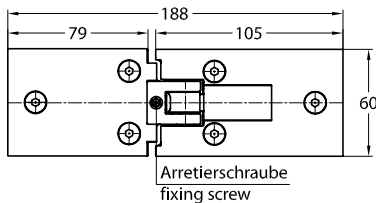
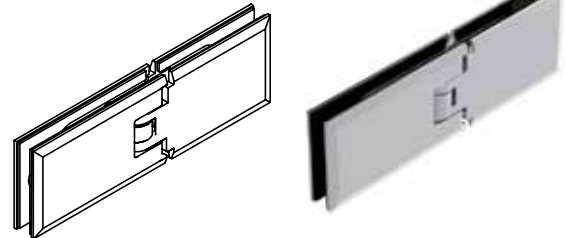
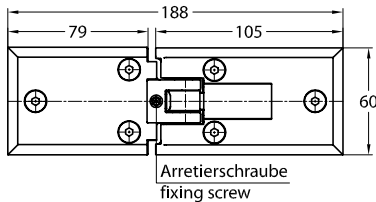


Alle Angaben in mm // all details in mm

Milano, Milano Pur, Romana

Art.Nr. // art.no. 06132 (Milano), 07132 (Milano Pur), 06232 (Romana)

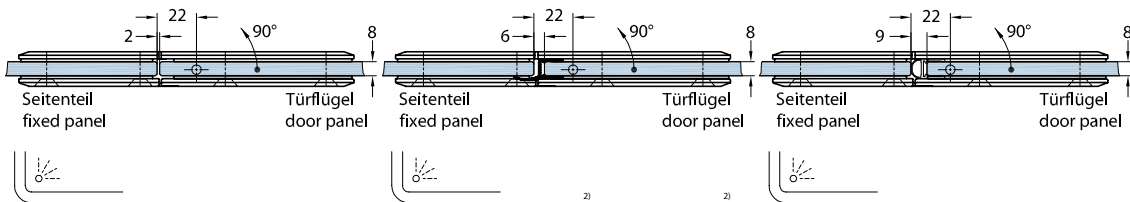
Duschtürband Glas-Glas 180° mit Spritzschutz 06795 // shower door hinge glass-glass 180° with splash guard 06795



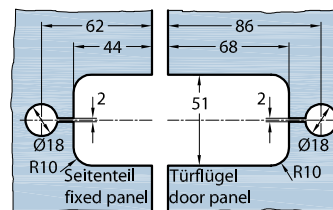
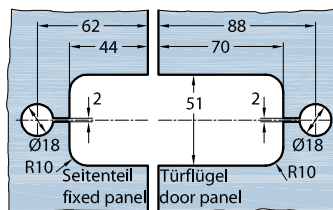
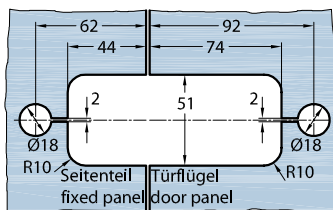
Ohne Dichtprofil // without use of seal

Mit Dichtprofil // with use of seal
(Art.-Nr. // art.no. 69090)

Mit Dichtprofil // with use of seal
(Art.-Nr. 69030 oder 69230)
(art.no. 69030 or 69230)



Glasbearbeitung // glass machining



¹⁾ Die Konformität mit DIN EN 14428:2015 ist im Bereich der Bänder und der Dichtprofile, bedingt durch die Pendeltechnik der Bänder, eingeschränkt. Alle anderen Forderungen der DIN übertreffen die Bänder bei weitem.

¹⁾ The conformity to DIN EN 14428:2015 is limited at the area of the hinges and seals because of the swinging door hinge technology. The swinging door hinges surpass easily all other requirements of the European Norm.

²⁾ Abweichende, normkonforme Glasbearbeitung, liegt in der Verantwortung des ESG-Herstellers.

²⁾ Glass works, that differ or are nonconform, are the responsibility of the glass manufacturer.

Besonderheiten // Features

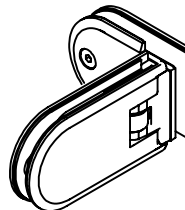
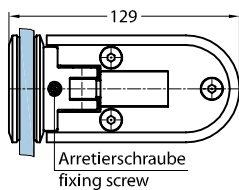
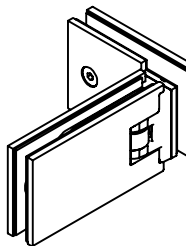
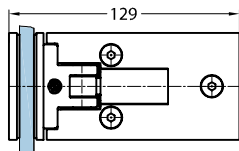
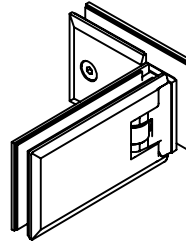
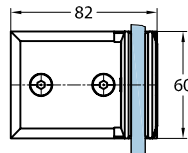
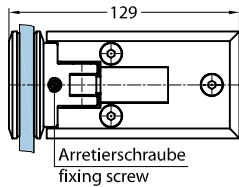


Alle Angaben in mm // all details in mm

Milano, Milano Pur, Romana

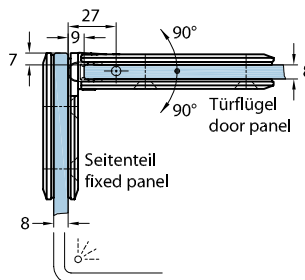
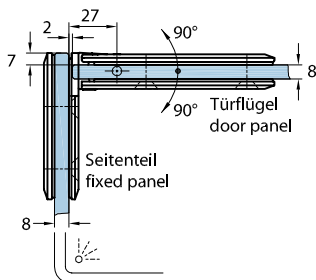
Art.Nr. // art.no. 06140 (Milano), 07140 (Milano Pur), 06240 (Romana)

Duschtürband Glas-Glas 90° // shower door hinge glass-glass 90°

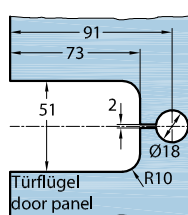
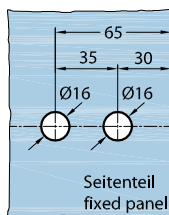
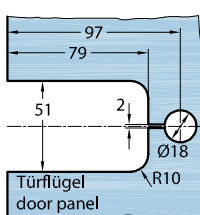
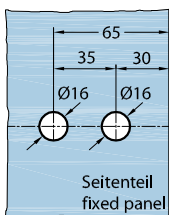


Ohne Dichtprofil // without use of seal

Mit Dichtprofil // with use of seal
(Art.-Nr. 69030 oder 69230)
(art.no. 69030 or 69230)



Glasbearbeitung // glass machining



Besonderheiten // Features



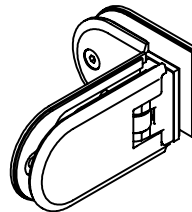
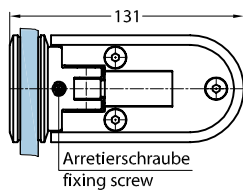
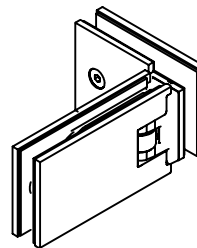
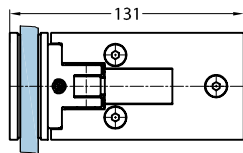
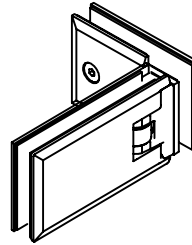
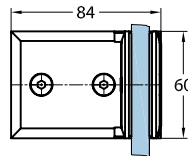
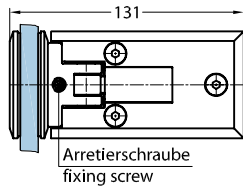
¹⁾ Die Konformität mit DIN EN 14428:2015 ist im Bereich der Bänder und der Dichtprofile, bedingt durch die Pendeltechnik der Bänder, eingeschränkt. Alle anderen Forderungen der DIN übertreffen die Bänder bei weitem.
¹⁾ The conformity to DIN EN 14428:2015 is limited at the area of the hinges and seals because of the swinging door hinge technology. The swinging door hinges surpass easily all other requirements of the European Norm.
²⁾ Abweichende, normkonforme Glasbearbeitung, liegt in der Verantwortung des ESG-Herstellers.
²⁾ Glass works, that differ or are nonconform, are the responsibility of the glass manufacturer.

Alle Angaben in mm // all details in mm

Milano, Milano Pur, Romana

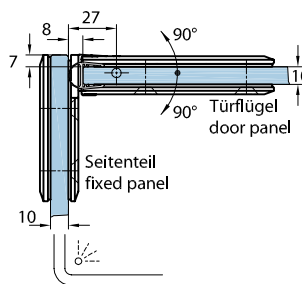
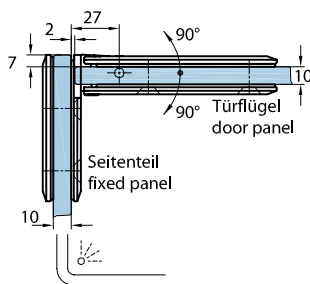
Art.Nr. // art.no. 06144 (Milano), 07144 (Milano Pur), 06244 (Romana)

Duschtürband Glas-Glas 90° // shower door hinge glass-glass 90°



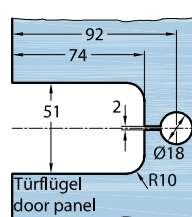
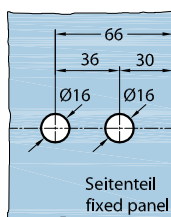
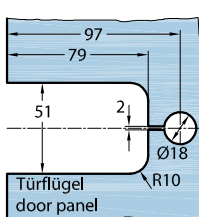
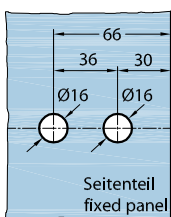
Ohne Dichtprofil // without use of seal

Mit Dichtprofil // with use of seal
(Art.-Nr. // art.no. 69460)



Glasbearbeitung // glass machining

Besonderheiten // Features



¹⁾ Die Konformität mit DIN EN 14428:2015 ist im Bereich der Bänder und der Dichtprofile, bedingt durch die Pendeltechnik der Bänder, eingeschränkt. Alle anderen Forderungen der DIN übertreffen die Bänder bei weitem.

¹⁾ The conformity to DIN EN 14428:2015 is limited at the area of the hinges and seals because of the swinging door hinge technology. The swinging door hinges surpass easily all other requirements of the European Norm.

²⁾ Abweichende, normkonforme Glasbearbeitung, liegt in der Verantwortung des ESG-Herstellers.

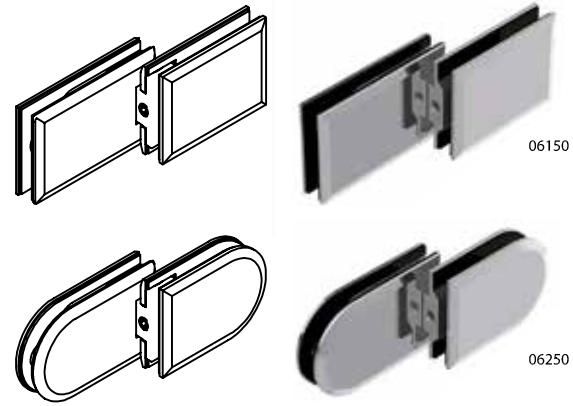
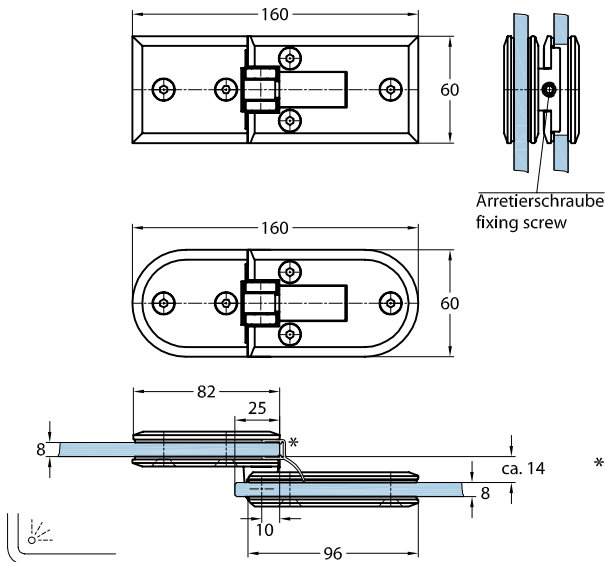
²⁾ Glass works, that differ or are nonconform, are the responsibility of the glass manufacturer.

Alle Angaben in mm // all details in mm

Milano, Romana

Art.Nr. // art.no. 06150 (Milano), 06250 (Romana)

Duschtürband Glas-Glas überlappend // shower door hinge glass-glass overlapping



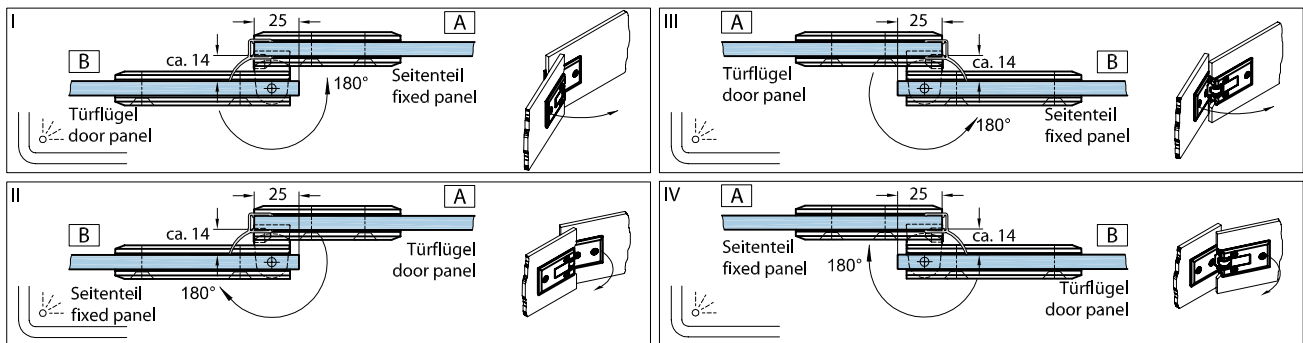
* optional mit Dichtprofil // with use of seal
(Art.-Nr. // art.no. 69110 / 69111)

Achtung !

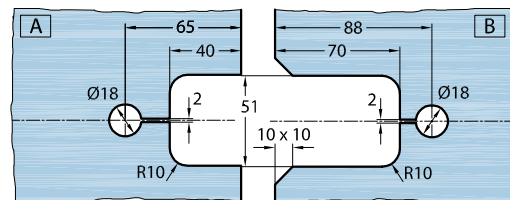
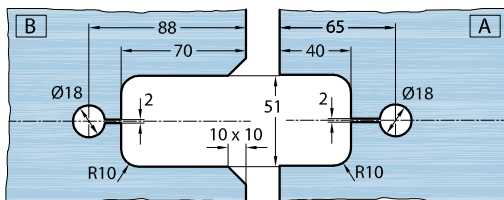
Es gibt vier Anwendungsmöglichkeiten des Beschlages. Je nach Anwendung entscheidet sich, welcher Ausschnitt in der Tür und welcher im Seitenteil sein muss.

Attention !

This hinge offers four application possibilities. Depending on the application you have determine which templete is used for the door panel and which for the fixed panel.



Glasbearbeitung²⁾ // glass machining²⁾



Besonderheiten // Features



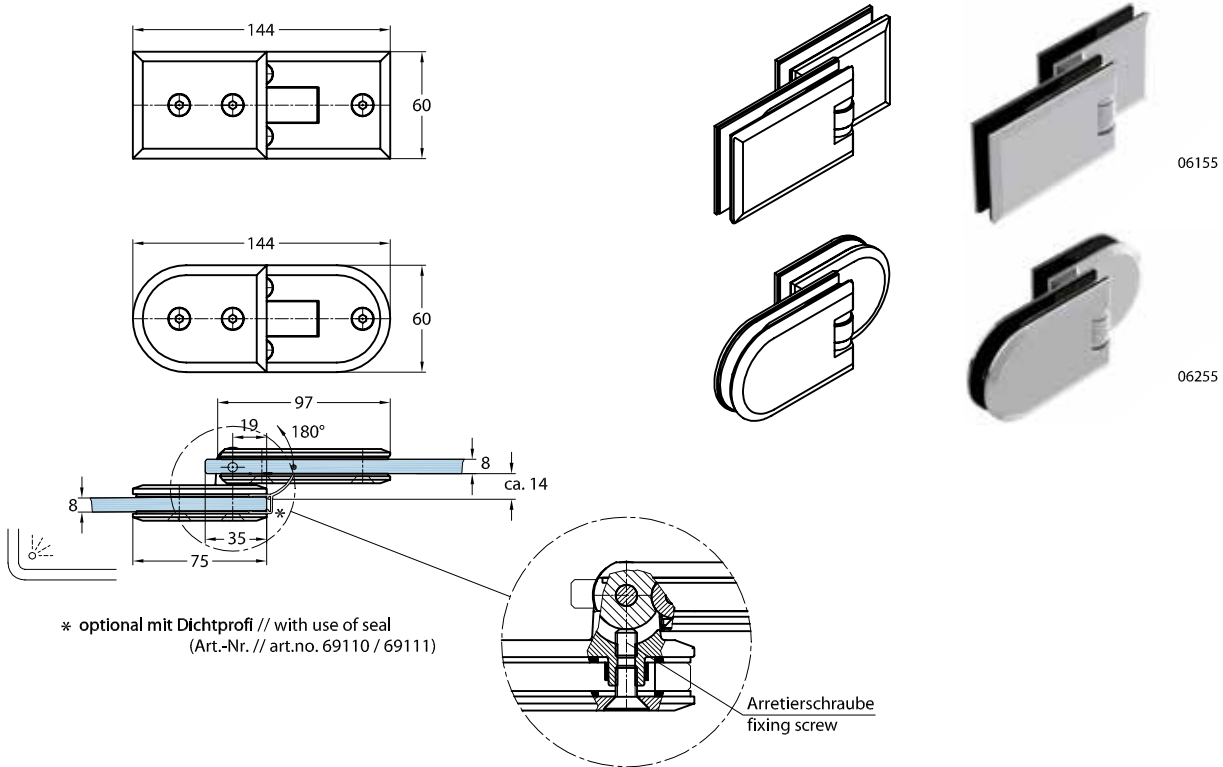
¹⁾ Die Konformität mit DIN EN 14428:2015 ist im Bereich der Bänder und der Dichtprofile, bedingt durch die Pendeltechnik der Bänder, eingeschränkt. Alle anderen Forderungen der DIN übertreffen die Bänder bei weitem.
²⁾ The conformity to DIN EN 14428:2015 is limited at the area of the hinges and seals because of the swinging door hinge technology. The swinging door hinges surpass easily all other requirements of the European Norm.
²⁾ Abweichende, normkonforme Glasbearbeitung, liegt in der Verantwortung des ESG-Herstellers.
²⁾ Glass works, that differ or are nonconform, are the responsibility of the glass manufacturer.

Alle Angaben in mm // all details in mm

Milano, Romana

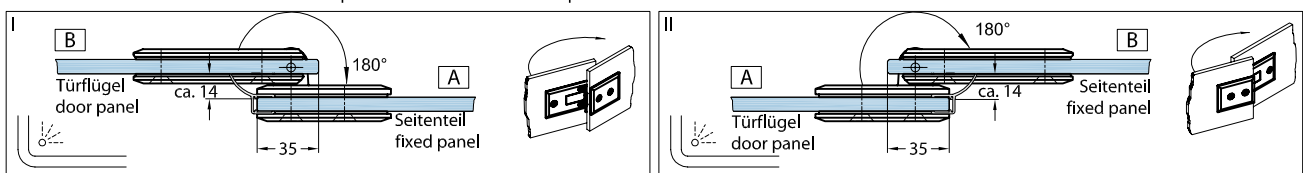
Art.Nr. // art.no. 06155 (Milano), 06255 (Romana)

Duschtürband Glas-Glas überlappend // shower door hinge glass-glass overlapping

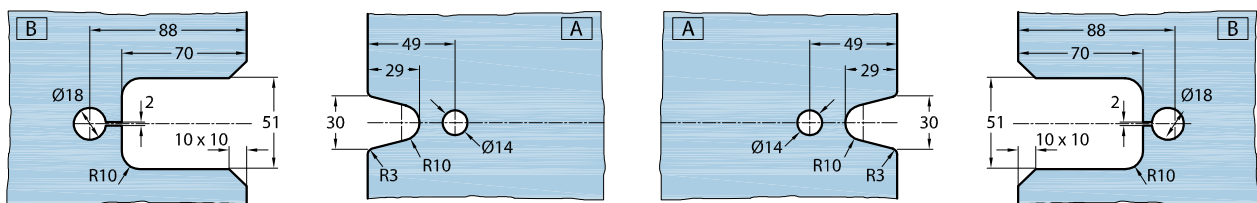


Achtung!
Es gibt zwei Anwendungsmöglichkeiten des Beschläges.
Je nach Anwendung entscheidet sich, welcher Ausschnitt in der Tür und welcher im Seitenteil sein muss.

Attention!
This hinge offers two application possibilities.
Depending on the application you have to determine which template is used for the door panel and which for the fixed panel.



Glasbearbeitung²⁾ // glass machining²⁾



Besonderheiten // Features



¹⁾ Die Konformität mit DIN EN 14428:2015 ist im Bereich der Bänder und der Dichtprofile, bedingt durch die Pendeltechnik der Bänder, eingeschränkt. Alle anderen Forderungen der DIN übertreffen die Bänder bei weitem.

¹⁾ The conformity to DIN EN 14428:2015 is limited at the area of the hinges and seals because of the swinging door hinge technology. The swinging door hinges surpass easily all other requirements of the European Norm.

²⁾ Abweichende, normkonforme Glasbearbeitung, liegt in der Verantwortung des ESG-Herstellers.

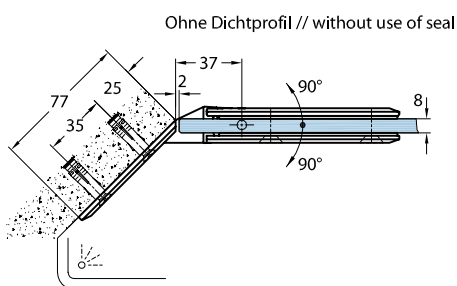
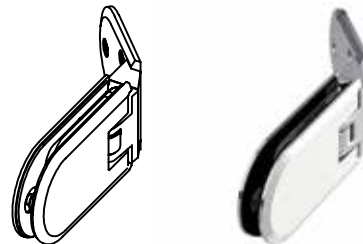
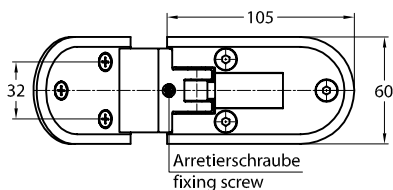
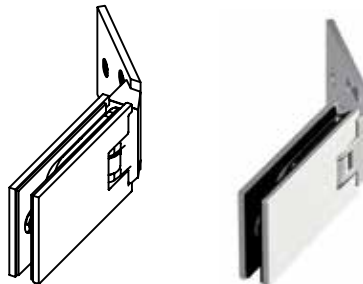
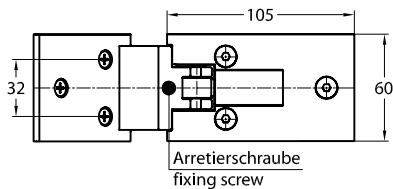
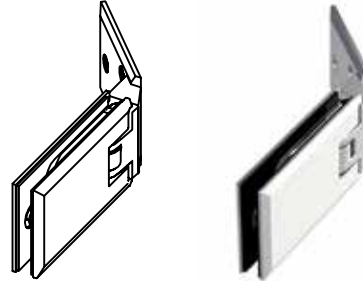
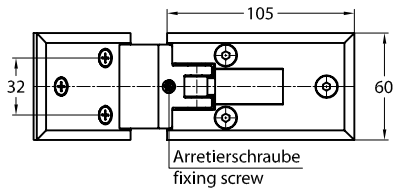
²⁾ Glass works, that differ or are nonconform, are the responsibility of the glass manufacturer.

Alle Angaben in mm // all details in mm

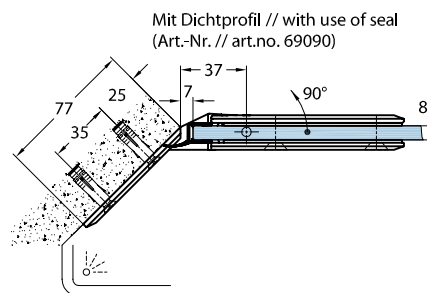
Milano, Milano Pur, Romana

Art.Nr. // art.no. 06160 (Milano), 07160 (Milano Pur), 06260 (Romana)

Duschtürband Glas-Wand 135° // shower door hinge glass-wall 135°

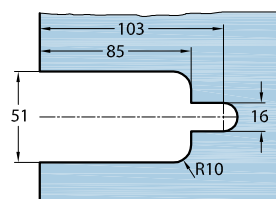
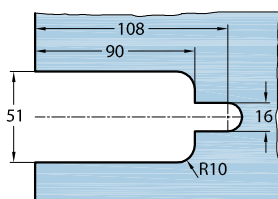


Ohne Dichtprofil // without use of seal



Mit Dichtprofil // with use of seal
(Art.-Nr. // art.no. 69090)

Glasbearbeitung // glass machining



¹⁾ Die Konformität mit DIN EN 14428:2015 ist im Bereich der Bänder und der Dichtprofile, bedingt durch die Pendeltechnik der Bänder, eingeschränkt. Alle anderen Forderungen der DIN übertreffen die Bänder bei weitem.

¹⁾ The conformity to DIN EN 14428:2015 is limited at the area of the hinges and seals because of the swinging door hinge technology. The swinging door hinges surpass easily all other requirements of the European Norm.

Besonderheiten // Features

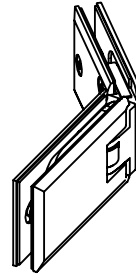
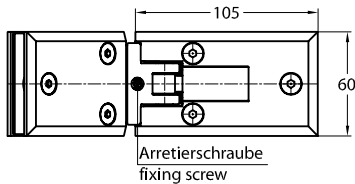


Alle Angaben in mm // all details in mm

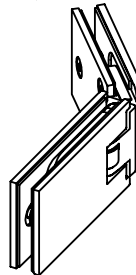
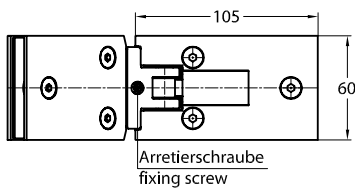
Milano, Milano Pur, Romana

Art.Nr. // art.no. 06170 (Milano), 07170 (Milano Pur), 06270 (Romana)

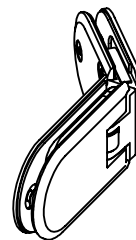
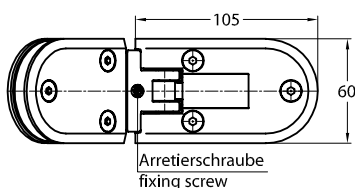
Duschtürband Glas-Glas 135° // shower door hinge glass-glass 135°



06170

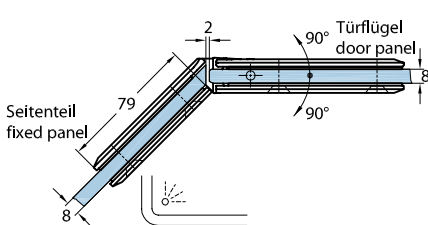


7170

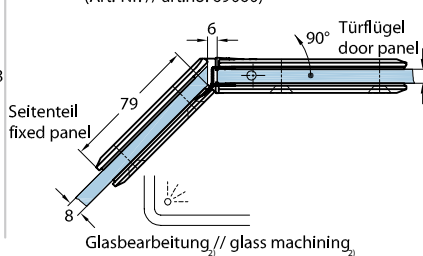


06270

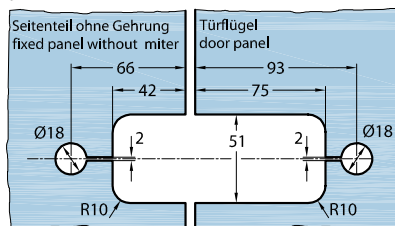
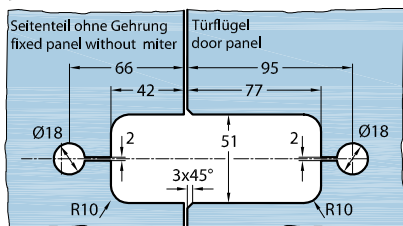
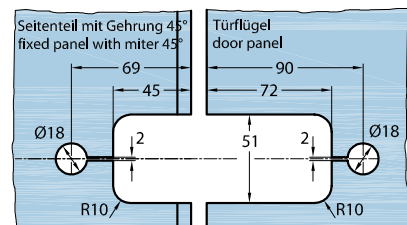
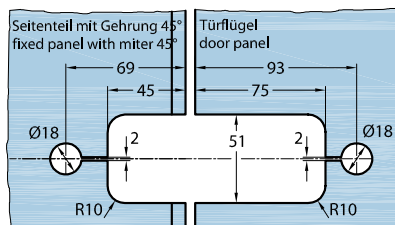
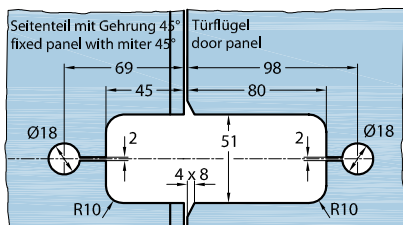
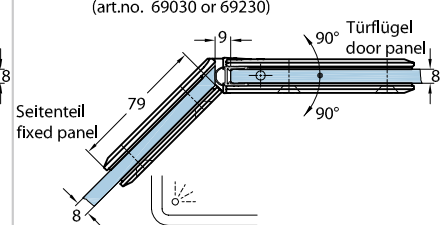
Ohne Dichtprofil // without use of seal



Mit Dichtprofil // with use of seal (Art.-Nr. // art.no. 69060)



Mit Dichtprofil // with use of seal (Art.-Nr. 69030 oder 69230) (art.no. 69030 or 69230)



Besonderheiten // Features



¹⁾ Die Konformität mit DIN EN 14428:2015 ist im Bereich der Bänder und der Dichtprofile, bedingt durch die Pendeltechnik der Bänder, eingeschränkt. Alle anderen Forderungen der DIN übertreffen die Bänder bei weitem.

¹⁾ The conformity to DIN EN 14428:2015 is limited at the area of the hinges and seals because of the swinging door hinge technology. The swinging door hinges surpass easily all other requirements of the European Norm.

²⁾ Abweichende, normkonforme Glasbearbeitung, liegt in der Verantwortung des ESG-Herstellers.

²⁾ Glass works, that differ or are nonconform, are the responsibility of the glass manufacturer.

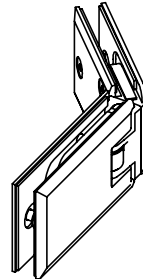
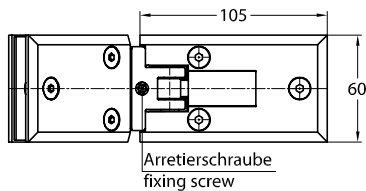


Alle Angaben in mm // all details in mm

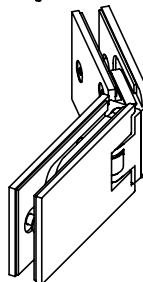
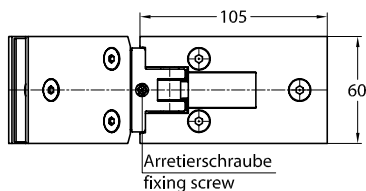
Milano, Milano Pur, Romana

Art.Nr. // art.no. 06174 (Milano), 07174 (Milano Pur), 06274 (Romana)

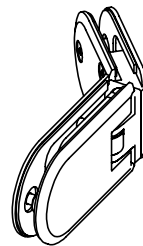
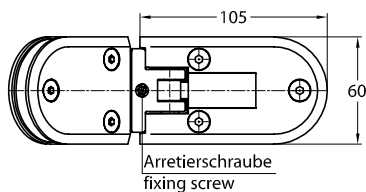
Duschtürband Glas-Glas 135° // shower door hinge glass-glass 135°



06174

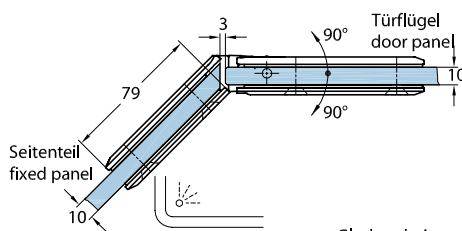


07174

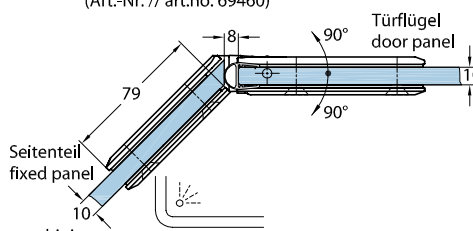


06274

Ohne Dichtprofil // without use of seal



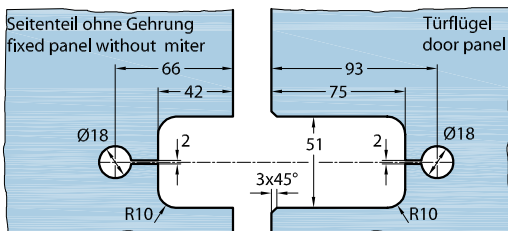
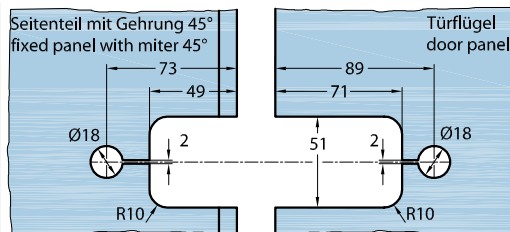
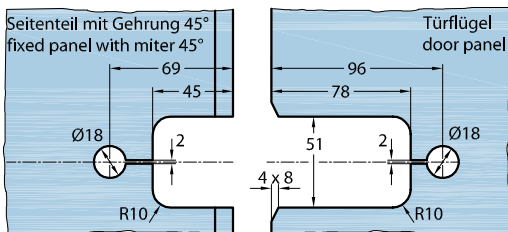
Mit Dichtprofil // with use of seal
(Art.-Nr. // art.no. 69460)



Besonderheiten // Features



Glasbearbeitung // glass machining:



¹⁾ Die Konformität mit DIN EN 14428:2015 ist im Bereich der Bänder und der Dichtprofile, bedingt durch die Pendeltechnik der Bänder, eingeschränkt. Alle anderen Forderungen der DIN übertreffen die Bänder bei weitem.

¹⁾ The conformity to DIN EN 14428:2015 is limited at the area of the hinges and seals because of the swinging door hinge technology. The swinging door hinges surpass easily all other requirements of the European Norm.

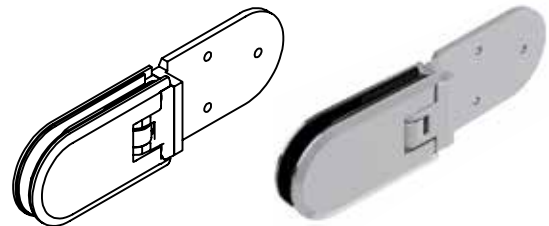
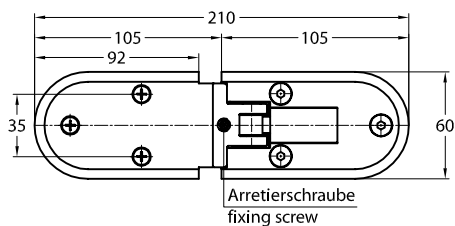
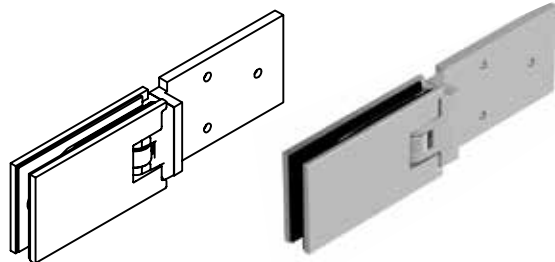
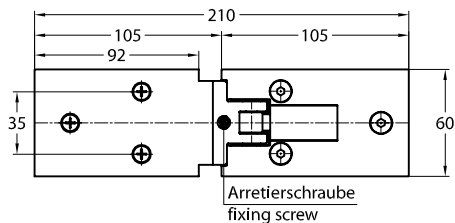
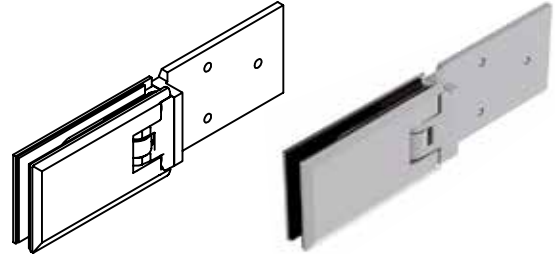
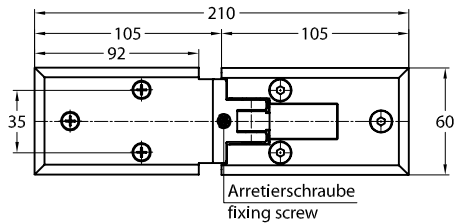
²⁾ Abweichende, normkonforme Glasbearbeitung, liegt in der Verantwortung des ESG-Herstellers.
²⁾ Glass works, that differ or are nonconform, are the responsibility of the glass manufacturer.

Alle Angaben in mm // all details in mm

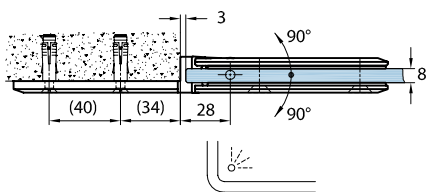
Milano, Milano Pur, Romana

Art.Nr. // art.no. 06181 (Milano), 07181 (Milano Pur), 06281 (Romana)

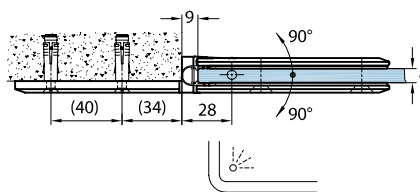
Duschtürband Glas-Wand 180° // shower door hinge glass-wall 180°



ohne Dichtprofil // without use of seal



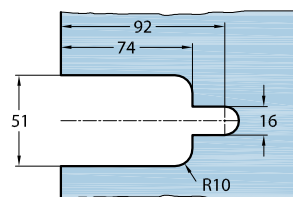
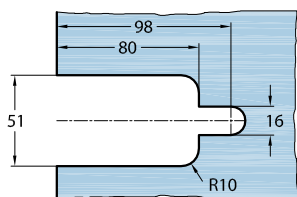
Mit Dichtprofil // with use of seal
(Art.-Nr. 69030 oder 69230)
(art.no. 69030 or 69230)



Besonderheiten // Features



Glasbearbeitung²⁾ // glass machining²⁾



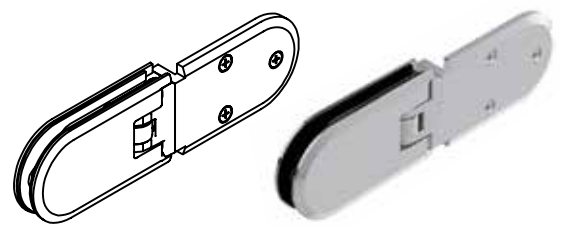
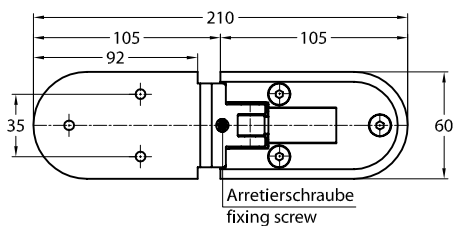
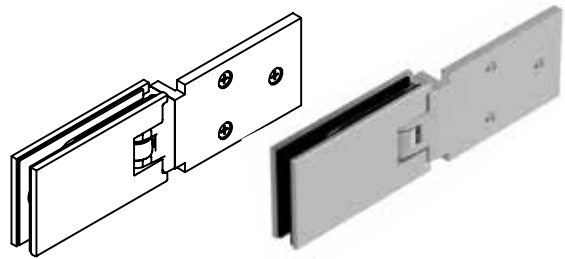
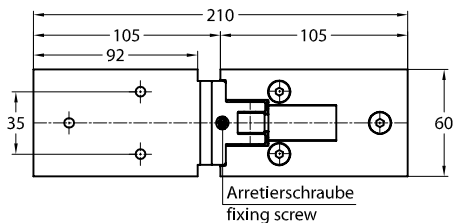
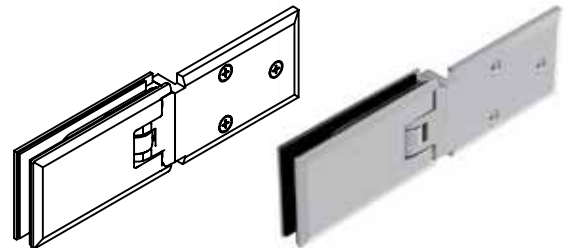
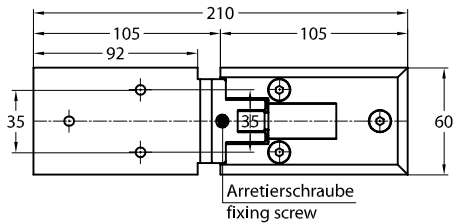
¹⁾ Die Konformität mit DIN EN 14428:2015 ist im Bereich der Bänder und der Dichtprofile, bedingt durch die Pendeltechnik der Bänder, eingeschränkt. Alle anderen Forderungen der DIN übertreffen die Bänder bei weitem.
²⁾ The conformity to DIN EN 14428:2015 is limited at the area of the hinges and seals because of the swinging door hinge technology. The swinging door hinges surpass easily all other requirements of the European Norm.

Alle Angaben in mm // all details in mm

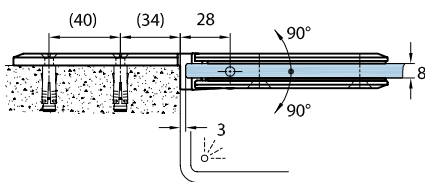
Milano, Milano Pur, Romana

Art.Nr. // art.no. 06182 (Milano), 07182 (Milano Pur), 06282 (Romana)

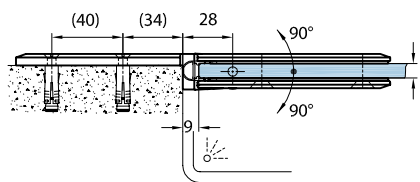
Duschtürband Glas-Wand 180° // shower door hinge glass-wall 180°



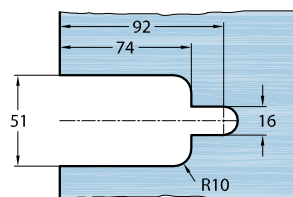
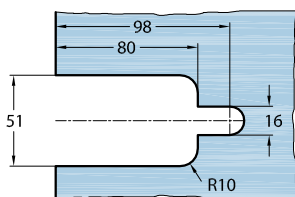
ohne Dichtprofil // without use of seal



Mit Dichtprofil // with use of seal
(Art.-Nr. 69030 oder 69230)
(art.no. 69030 or 69230)



Glasbearbeitung²⁾ // glass machining²⁾



Besonderheiten // Features



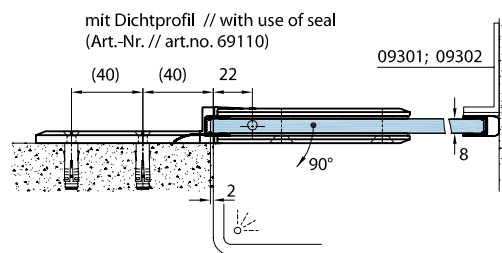
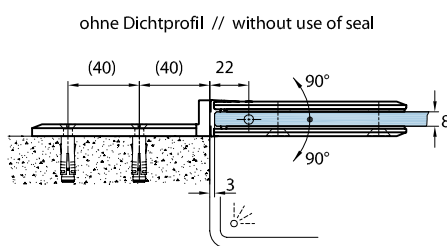
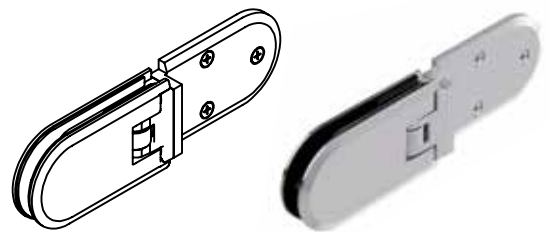
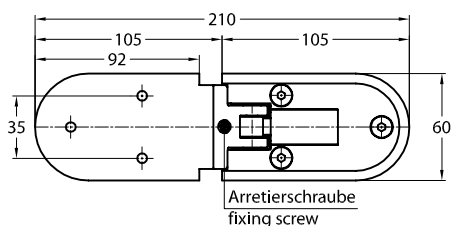
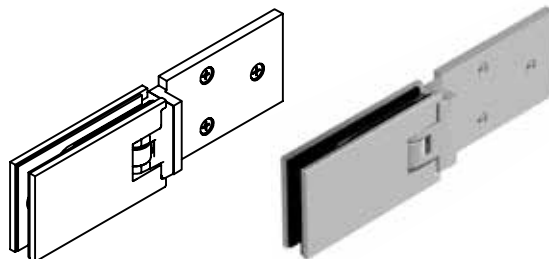
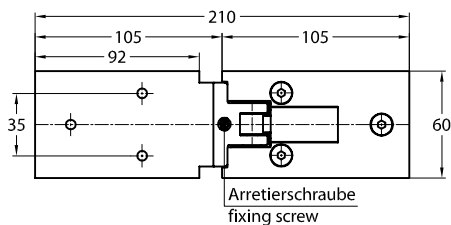
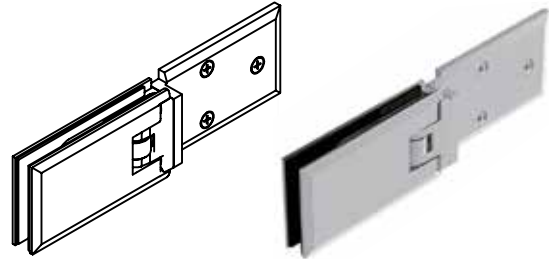
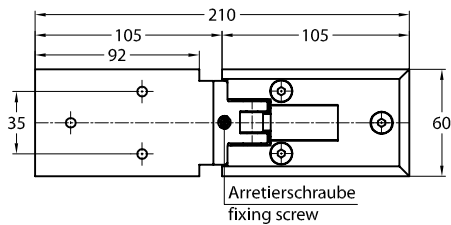
¹⁾ Die Konformität mit DIN EN 14428:2015 ist im Bereich der Bänder und der Dichtprofile, bedingt durch die Pendeltechnik der Bänder, eingeschränkt. Alle anderen Forderungen der DIN übertreffen die Bänder bei weitem.
²⁾ The conformity to DIN EN 14428:2015 is limited at the area of the hinges and seals because of the swinging door hinge technology. The swinging door hinges surpass easily all other requirements of the European Norm.

Alle Angaben in mm // all details in mm

Milano, Milano Pur, Romana

Art.Nr. // art.no. 06183 (Milano), 07183 (Milano Pur), 06283 (Romana)

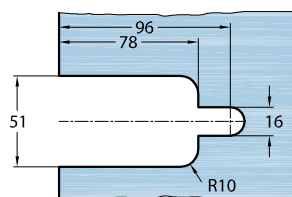
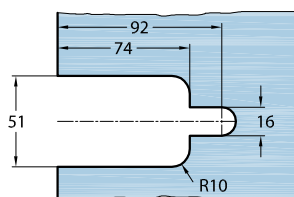
Duschtürband Glas-Wand 180° // shower door hinge glass-wall 180°



Besonderheiten // Features



Glasbearbeitung²⁾ // glass machining²⁾



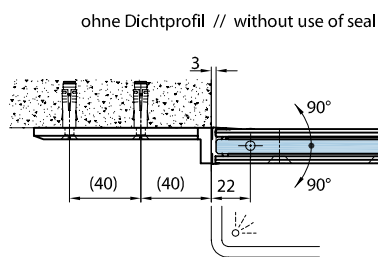
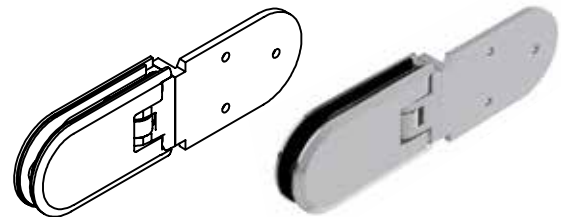
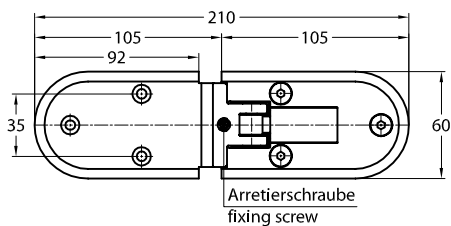
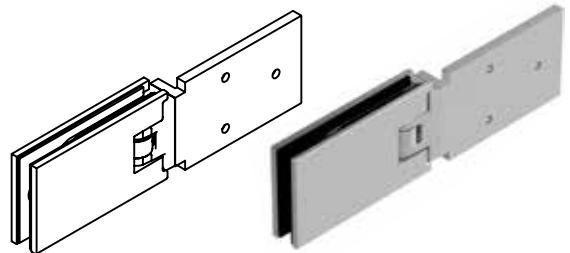
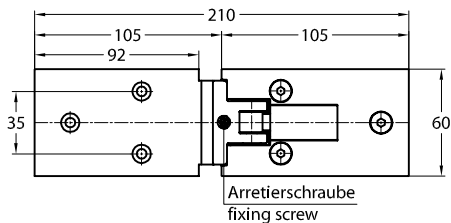
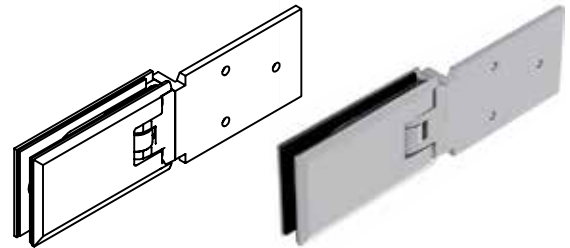
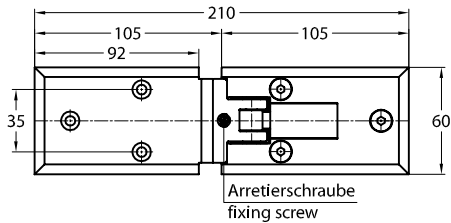
¹⁾ Die Konformität mit DIN EN 14428:2015 ist im Bereich der Bänder und der Dichtprofile, bedingt durch die Pendeltechnik der Bänder, eingeschränkt. Alle anderen Forderungen der DIN übertreffen die Bänder bei weitem.
²⁾ The conformity to DIN EN 14428:2015 is limited to the area of the hinges and seals because of the swinging door hinge technology. The swinging door hinges surpass easily all other requirements of the European Norm.

Alle Angaben in mm // all details in mm

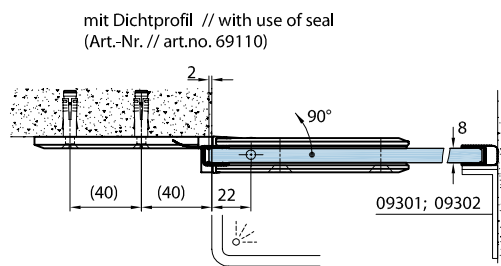
Milano, Milano Pur, Romana

Art.Nr. // art.no. 06184 (Milano), 07184 (Milano Pur), 06284 (Romana)

Duschtürband Glas-Wand 180° // shower door hinge glass-wall 180°

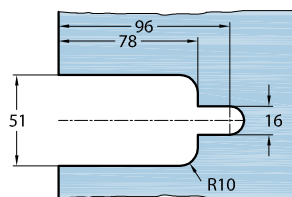
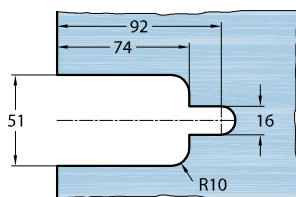


ohne Dichtprofil // without use of seal



mit Dichtprofil // with use of seal
(Art.-Nr. // art.no. 69110)

Glasbearbeitung²⁾ // glass machining²⁾



Besonderheiten // Features



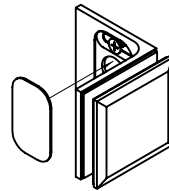
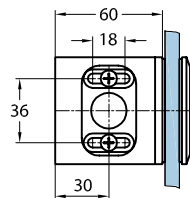
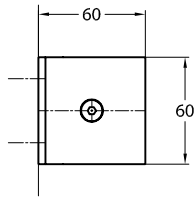
¹⁾ Die Konformität mit DIN EN 14428:2015 ist im Bereich der Bänder und der Dichtprofile, bedingt durch die Pendeltechnik der Bänder, eingeschränkt. Alle anderen Forderungen der DIN übertreffen die Bänder bei weitem.
²⁾ The conformity to DIN EN 14428:2015 is limited to the area of the hinges and seals because of the swinging door hinge technology. The swinging door hinges surpass easily all other requirements of the European Norm.

Alle Angaben in mm // all details in mm

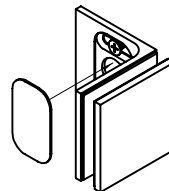
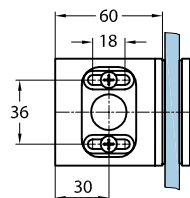
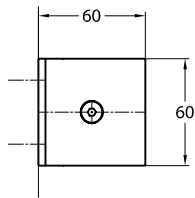
Milano, Milano Pur, Romana

Art.Nr. // art.no. 06800 (Milano), 07190 (Milano Pur), 06820 (Romana)

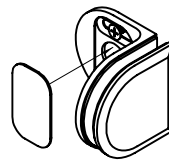
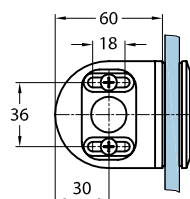
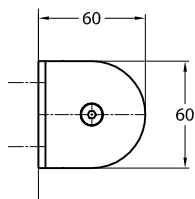
Winkelverbinder Glas-Wand 90° // connector glass-wall 90°



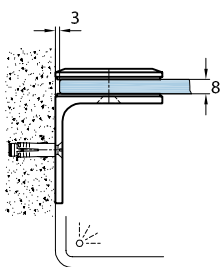
06800



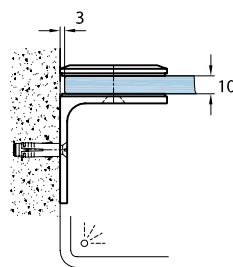
07190



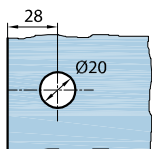
06820



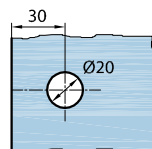
auf Nachfrage // on request



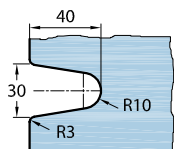
Glasbearbeitung // glass machining



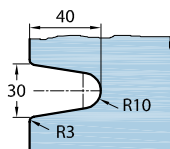
Variante 1
Variation 1



Variante 1
Variation 1



Variante 2
Variation 2



Variante 2
Variation 2

Besonderheiten // Features

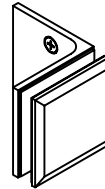
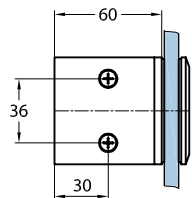
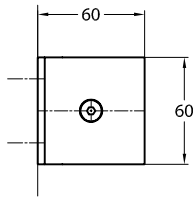


Alle Angaben in mm // all details in mm

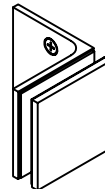
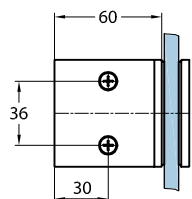
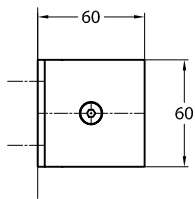
Milano, Milano Pur, Romana

Art.Nr. // art.no. 06801 (Milano), 07191 (Milano Pur), 06821 (Romana)

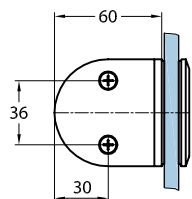
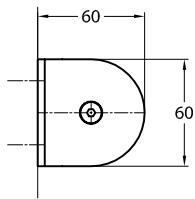
Winkelverbinder Glas-Wand 90° // connector glass-wall 90°



06801

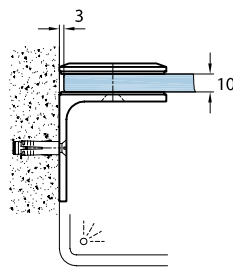
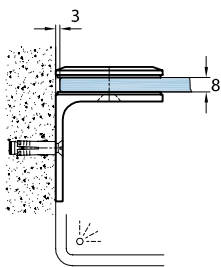


07191

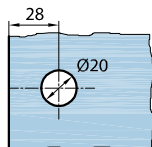


06821

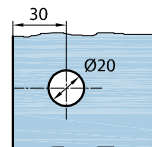
auf Nachfrage // on request



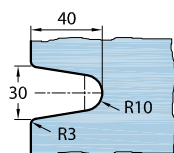
Glasbearbeitung // glass machining



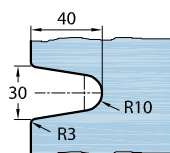
Variante 1
Variation 1



Variante 1
Variation 1



Variante 2
Variation 2



Variante 2
Variation 2

Besonderheiten // Features

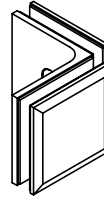
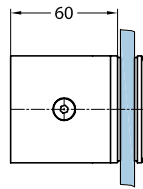
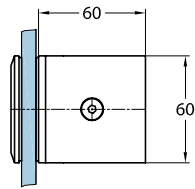


Alle Angaben in mm // all details in mm

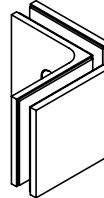
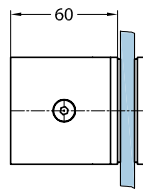
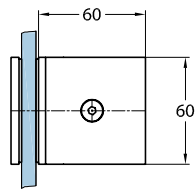
Milano, Milano Pur, Romana

Art.Nr. // art.no. 06803 (Milano), 07193 (Milano Pur), 06823 (Romana)

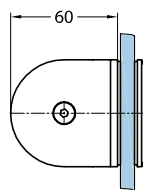
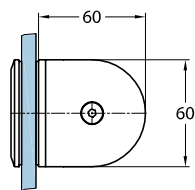
Winkelverbinder Glas-Glas 90° // connector glass-glass 90°



06803

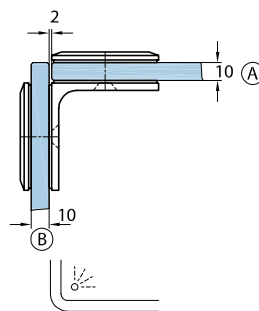
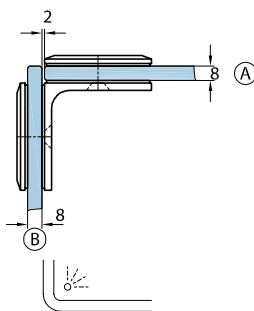


07193

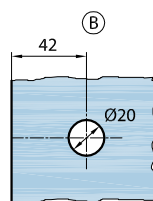
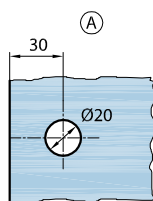
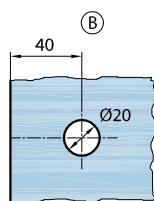
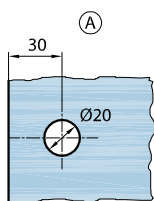


06823

auf Nachfrage // on request



Glasbearbeitung // glass machining



Besonderheiten // Features

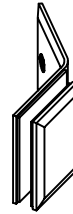
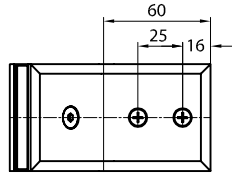
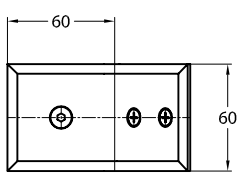


Alle Angaben in mm // all details in mm

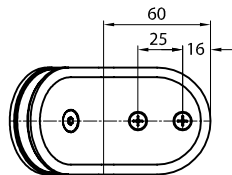
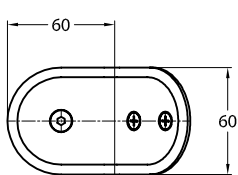
Milano, Romana

Art.Nr. // art.no. 06805 (Milano), 06825 (Romana)

Winkelverbinder Glas-Wand 135° // connector glass-wall 135°

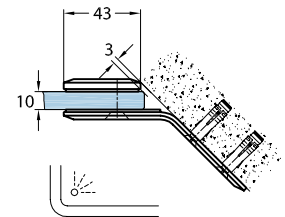
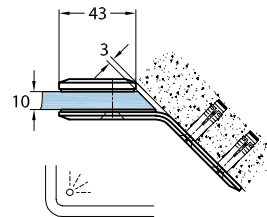
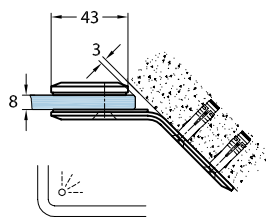
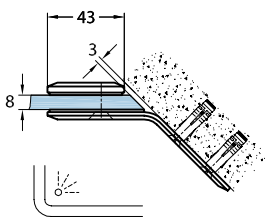


06805



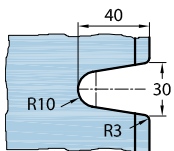
06825

auf Nachfrage // on request

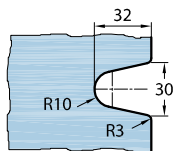


Glasbearbeitung // glass machining

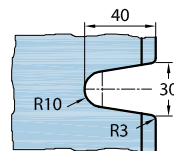
mit Gehrung 45°
with miter 45°



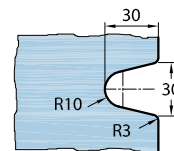
ohne Gehrung
without miter



mit Gehrung 45°
with miter 45°



ohne Gehrung
without miter



Besonderheiten // Features

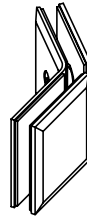
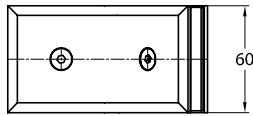


Alle Angaben in mm // all details in mm

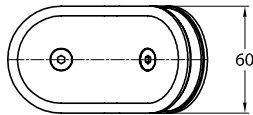
Milano, Romana

Art.Nr. // art.no. 06807 (Milano), 06827 (Romana)

Winkelverbinder Glas-Glas 135° // connector glass-glass 135°

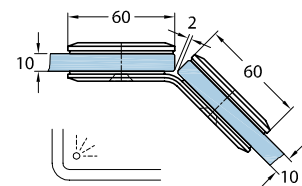
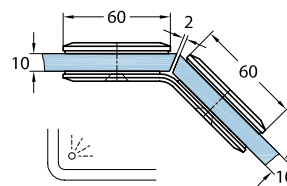
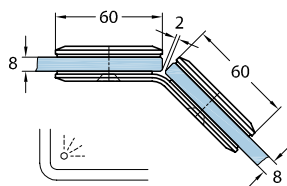
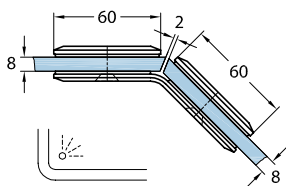


06807



06827

auf Nachfrage // on request

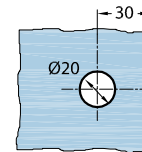
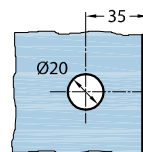
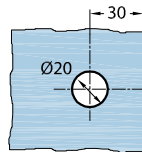
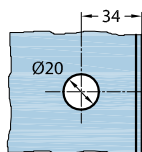


mit Gehrung 67,5°
with miter 67,5°

ohne Gehrung
without miter

mit Gehrung 67,5°
with miter 67,5°

ohne Gehrung
without miter



Besonderheiten // Features

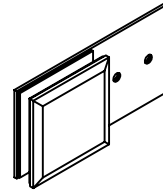
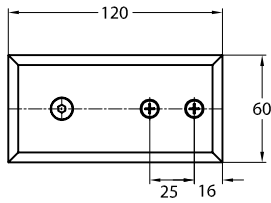


Alle Angaben in mm // all details in mm

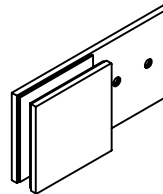
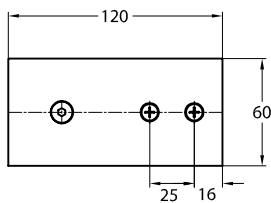
Milano, Romana

Art.Nr. // art.no. 06811 (Milano), 07192 (Milano Pur), 06831 (Romana)

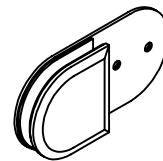
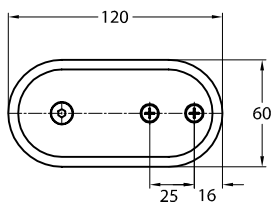
Längsverbinder Glas-Wand 180° // connector glass-wall 180°



06811

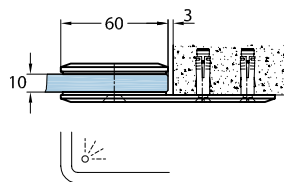
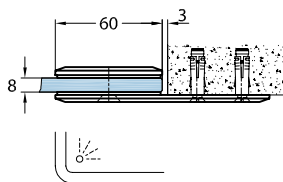


07192

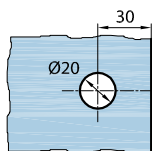


06831

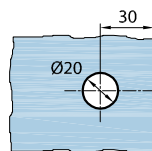
auf Nachfrage // on request



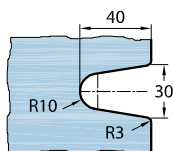
Glasbearbeitung // glass machining



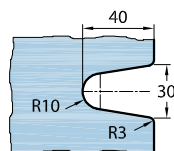
Variante 1
Variation 1



Variante 1
Variation 1



Variante 2
Variation 2



Variante 2
Variation 2

Besonderheiten // Features

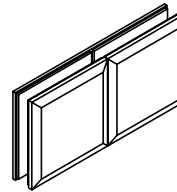
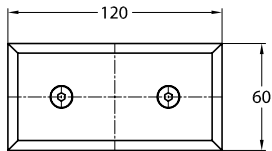


Alle Angaben in mm // all details in mm

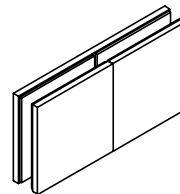
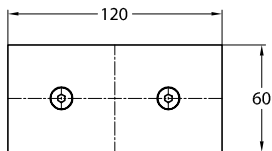
Milano, Milano Pur, Romana

Art.Nr. // art.no. 06813 (Milano), 07194 (Milano Pur), 06833 (Romana)

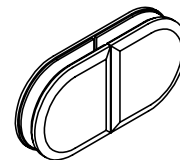
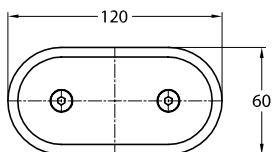
Längsverbinder Glas-Glas 180° // connector glass-glass 180°



06813

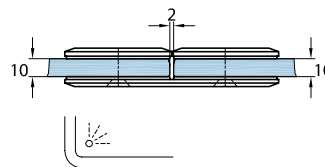
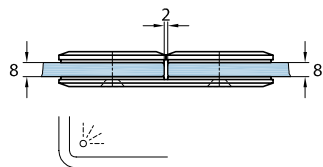


07194

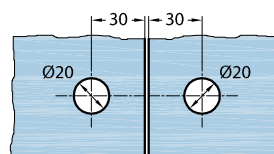
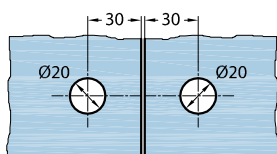


06833

auf Nachfrage // on request



Glasbearbeitung // glass machining



Besonderheiten // Features

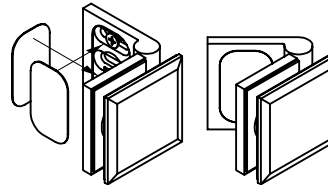
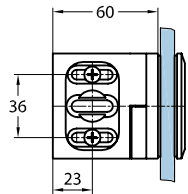
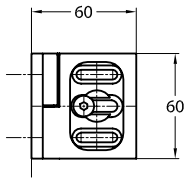


Alle Angaben in mm // all details in mm

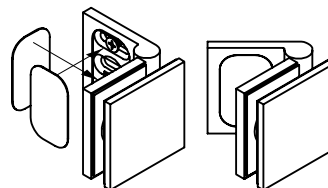
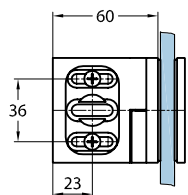
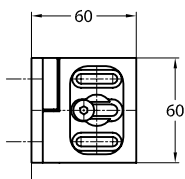
Milano, Milano Pur

Art.Nr. // art.no. 06815 (Milano), 07195 (Milano Pur)

Winkelverbinder Glas-Wand 45°-180° // connector glass-wall 45°-180°



06815

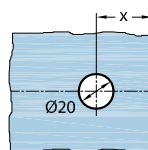


07195

Anwendung auf Wand Application on wall		Anwendung an fluchtende Wand Application to flush wall																																			
<p>45° - 90°</p> <table border="1"> <thead> <tr> <th>verstellbaren Winkel / adjustable angle [α]</th> <th>Lochabstand / hole spacing [x]</th> </tr> </thead> <tbody> <tr><td>45° - 50°</td><td>49 - 47 mm</td></tr> <tr><td>50° - 55°</td><td>47 - 45 mm</td></tr> <tr><td>55° - 60°</td><td>45 - 43 mm</td></tr> <tr><td>60° - 65°</td><td>43 - 42 mm</td></tr> <tr><td>65° - 70°</td><td>42 - 40 mm</td></tr> <tr><td>70° - 75°</td><td>40 - 39 mm</td></tr> <tr><td>75° - 80°</td><td>39 - 38 mm</td></tr> <tr><td>80° - 85°</td><td>38 - 37 mm</td></tr> <tr><td>85° - 90°</td><td>37 - 36 mm</td></tr> </tbody> </table>	verstellbaren Winkel / adjustable angle [α]	Lochabstand / hole spacing [x]	45° - 50°	49 - 47 mm	50° - 55°	47 - 45 mm	55° - 60°	45 - 43 mm	60° - 65°	43 - 42 mm	65° - 70°	42 - 40 mm	70° - 75°	40 - 39 mm	75° - 80°	39 - 38 mm	80° - 85°	38 - 37 mm	85° - 90°	37 - 36 mm	<p>90° - 126°</p> <table border="1"> <thead> <tr> <th>verstellbaren Winkel / adjustable angle [α]</th> <th>Lochabstand / hole spacing [x]</th> </tr> </thead> <tbody> <tr><td>90° - 95°</td><td>36 - 34 mm</td></tr> <tr><td>95° - 100°</td><td>34 - 32 mm</td></tr> <tr><td>100° - 105°</td><td>32 - 31 mm</td></tr> <tr><td>105° - 126°</td><td>31 - 30 mm</td></tr> </tbody> </table>	verstellbaren Winkel / adjustable angle [α]	Lochabstand / hole spacing [x]	90° - 95°	36 - 34 mm	95° - 100°	34 - 32 mm	100° - 105°	32 - 31 mm	105° - 126°	31 - 30 mm	<p>90° - 180°</p> <table border="1"> <thead> <tr> <th>verstellbaren Winkel / adjustable angle [α]</th> <th>Lochabstand / hole spacing [x]</th> </tr> </thead> <tbody> <tr><td>90° - 180°</td><td>36 - 30 mm</td></tr> </tbody> </table>	verstellbaren Winkel / adjustable angle [α]	Lochabstand / hole spacing [x]	90° - 180°	36 - 30 mm	
verstellbaren Winkel / adjustable angle [α]	Lochabstand / hole spacing [x]																																				
45° - 50°	49 - 47 mm																																				
50° - 55°	47 - 45 mm																																				
55° - 60°	45 - 43 mm																																				
60° - 65°	43 - 42 mm																																				
65° - 70°	42 - 40 mm																																				
70° - 75°	40 - 39 mm																																				
75° - 80°	39 - 38 mm																																				
80° - 85°	38 - 37 mm																																				
85° - 90°	37 - 36 mm																																				
verstellbaren Winkel / adjustable angle [α]	Lochabstand / hole spacing [x]																																				
90° - 95°	36 - 34 mm																																				
95° - 100°	34 - 32 mm																																				
100° - 105°	32 - 31 mm																																				
105° - 126°	31 - 30 mm																																				
verstellbaren Winkel / adjustable angle [α]	Lochabstand / hole spacing [x]																																				
90° - 180°	36 - 30 mm																																				

* auf Nachfrage // on request

Glasbearbeitung // glass machining



Besonderheiten // Features

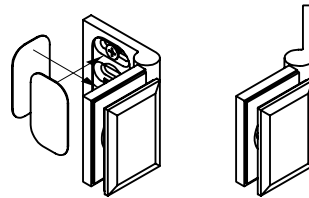
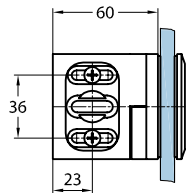
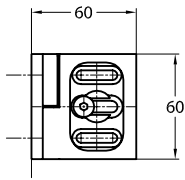


Alle Angaben in mm // all details in mm

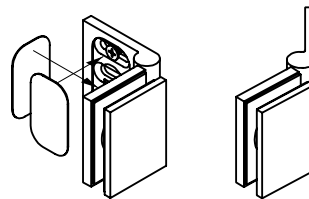
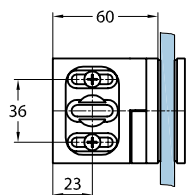
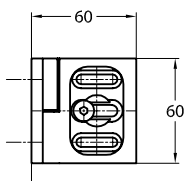
Milano, Milano Pur

Art.Nr. // art.no. 06816 (Milano), 07196 (Milano Pur)

Winkelverbinder Glas-Wand 90°-180° // connector glass-wall 90°-180°



06816



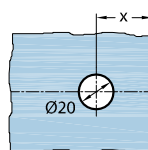
07196

Winkel stufenlos einstellbar: 45° - 180°
Angle continuously adjustable: 45° - 180°

Anwendung auf Wand Application on wall		Anwendung an fluchtende Wand Application to flush wall																																			
<p>45° - 90°</p> <table border="1"> <thead> <tr> <th>verstellbarer Winkel / adjustable angle [α]</th> <th>Lochabstand / hole spacing [x]</th> </tr> </thead> <tbody> <tr><td>45° - 50°</td><td>49 - 47 mm</td></tr> <tr><td>50° - 55°</td><td>47 - 45 mm</td></tr> <tr><td>55° - 60°</td><td>45 - 43 mm</td></tr> <tr><td>60° - 65°</td><td>43 - 42 mm</td></tr> <tr><td>65° - 70°</td><td>42 - 40 mm</td></tr> <tr><td>70° - 75°</td><td>40 - 39 mm</td></tr> <tr><td>75° - 80°</td><td>39 - 38 mm</td></tr> <tr><td>80° - 85°</td><td>38 - 37 mm</td></tr> <tr><td>85° - 90°</td><td>37 - 36 mm</td></tr> </tbody> </table>	verstellbarer Winkel / adjustable angle [α]	Lochabstand / hole spacing [x]	45° - 50°	49 - 47 mm	50° - 55°	47 - 45 mm	55° - 60°	45 - 43 mm	60° - 65°	43 - 42 mm	65° - 70°	42 - 40 mm	70° - 75°	40 - 39 mm	75° - 80°	39 - 38 mm	80° - 85°	38 - 37 mm	85° - 90°	37 - 36 mm	<p>90° - 137°</p> <table border="1"> <thead> <tr> <th>verstellbarer Winkel / adjustable angle [α]</th> <th>Lochabstand / hole spacing [x]</th> </tr> </thead> <tbody> <tr><td>90° - 95°</td><td>36 - 34 mm</td></tr> <tr><td>95° - 100°</td><td>34 - 32 mm</td></tr> <tr><td>100° - 105°</td><td>32 - 31 mm</td></tr> <tr><td>105° - 137°</td><td>31 - 30 mm</td></tr> </tbody> </table>	verstellbarer Winkel / adjustable angle [α]	Lochabstand / hole spacing [x]	90° - 95°	36 - 34 mm	95° - 100°	34 - 32 mm	100° - 105°	32 - 31 mm	105° - 137°	31 - 30 mm	<p>90° - 180°</p> <table border="1"> <thead> <tr> <th>verstellbarer Winkel / adjustable angle [α]</th> <th>Lochabstand / hole spacing [x]</th> </tr> </thead> <tbody> <tr><td>90° - 180°</td><td>36 - 30 mm</td></tr> </tbody> </table>	verstellbarer Winkel / adjustable angle [α]	Lochabstand / hole spacing [x]	90° - 180°	36 - 30 mm	
verstellbarer Winkel / adjustable angle [α]	Lochabstand / hole spacing [x]																																				
45° - 50°	49 - 47 mm																																				
50° - 55°	47 - 45 mm																																				
55° - 60°	45 - 43 mm																																				
60° - 65°	43 - 42 mm																																				
65° - 70°	42 - 40 mm																																				
70° - 75°	40 - 39 mm																																				
75° - 80°	39 - 38 mm																																				
80° - 85°	38 - 37 mm																																				
85° - 90°	37 - 36 mm																																				
verstellbarer Winkel / adjustable angle [α]	Lochabstand / hole spacing [x]																																				
90° - 95°	36 - 34 mm																																				
95° - 100°	34 - 32 mm																																				
100° - 105°	32 - 31 mm																																				
105° - 137°	31 - 30 mm																																				
verstellbarer Winkel / adjustable angle [α]	Lochabstand / hole spacing [x]																																				
90° - 180°	36 - 30 mm																																				

* auf Nachfrage // on request

Glasbearbeitung // glass machining



Besonderheiten // Features

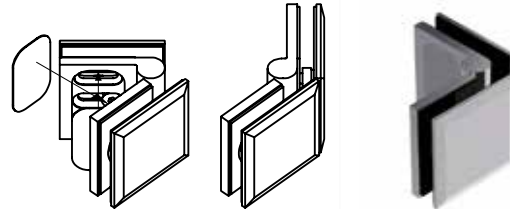
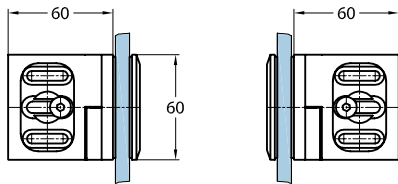


Alle Angaben in mm // all details in mm

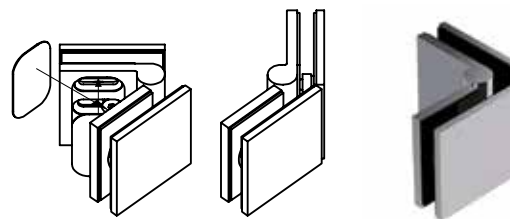
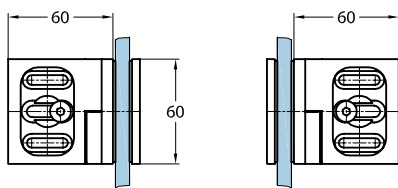
Milano, Milano Pur

Art.Nr. // art.no. 06817 (Milano), 07197 (Milano Pur)

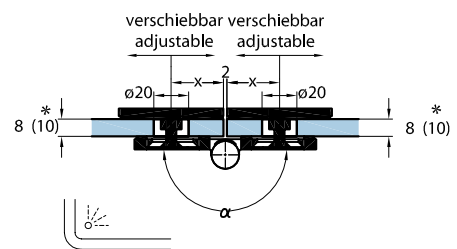
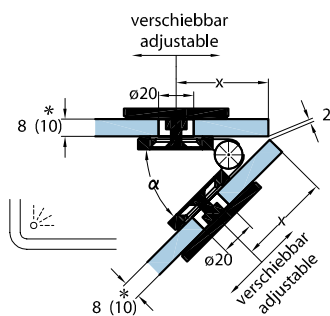
Winkelverbinder Glas-Glas 45°-180° // connector glass-glass 45°-180°



06817



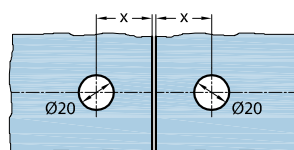
07197



45° - 180°	
verstellbarer Winkel / adjustable angle [α]	Lochabstand / hole spacing [x]
45° - 50°	53 - 50 mm
50° - 55°	50 - 48 mm
55° - 60°	48 - 46 mm
60° - 65°	46 - 45 mm
65° - 70°	45 - 43 mm
70° - 75°	43 - 42 mm
75° - 80°	42 - 41 mm
80° - 85°	41 - 40 mm
85° - 90°	40 - 39 mm
90° - 95°	39 - 38 mm
95° - 105°	38 - 37 mm
105° - 110°	37 - 36 mm
110° - 120°	36 - 35 mm
120° - 125°	35 - 34 mm
125° - 135°	34 - 33 mm
135° - 145°	33 - 32 mm
145° - 155°	32 - 31 mm
155° - 180°	31 - 30 mm

* auf Nachfrage // on request

Glasbearbeitung // glass machining



Besonderheiten // Features

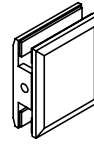
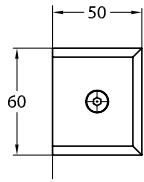


Alle Angaben in mm // all details in mm


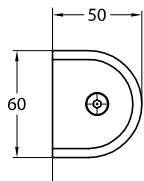
Milano, Milano Pur, Romana

Art.Nr. // art.no. 09164 (Milano), 09264 (Romana), 07198 (Milano Pur)

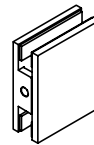
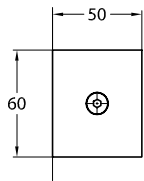
Halteklammer // clamp



09164

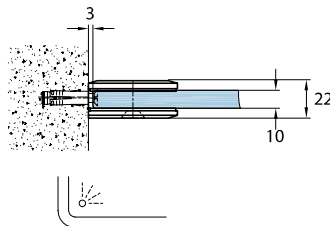
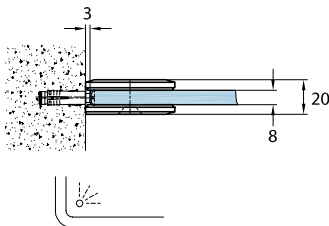


09264

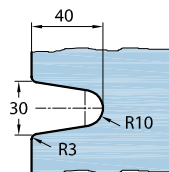
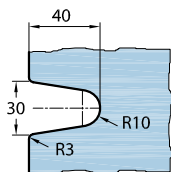


07198

auf Nachfrage // on request



Glasbearbeitung // glass machining



Besonderheiten // Features

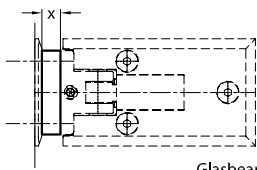
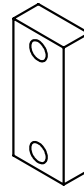
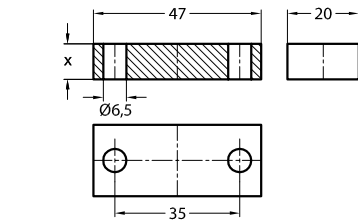


Alle Angaben in mm // all details in mm

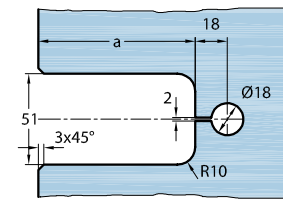
Milano, Milano Pur, Romana

Art.Nr. // art.no. 06050-06061

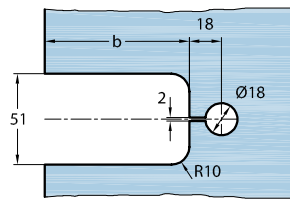
Ausgleichsadapter Glas-Wand 90° // escape-adapter glass-wall 90°



Glasbearbeitung // glass machining



Ohne Dichtprofil // without use of seal



Mit Dichtprofil // with use of seal
(Art.-Nr. // art.no. 69030)

Art.-Nr. // art.no.	x	a	b	
06050	2	80	73	mm
06051	3	81	74	mm
06052	4	82	75	mm
06053	5	83	76	mm
06054	6	84	77	mm
06055	8	86	79	mm
06056	10	88	81	mm
06057	12	90	83	mm
06058	14	92	85	mm
06059	15	93	86	mm
06060	16	94	87	mm
06061	20	98	91	mm

passend für Art.-Nr. // suitable for art. no.

06110 / 06210 / 07110
06111 / 06211 / 07111
06112 / 06212 / 07112
06114 / 06214 / 07114
06115 / 06215 / 07115
06119 / 06219 / 07119
06120 / 06220 / 07120
06124 / 06224 / 07124

Besonderheiten // Features



¹⁾ Die Konformität mit DIN EN 14428:2015 ist im Bereich der Bänder und der Dichtprofile, bedingt durch die Pendeltechnik der Bänder, eingeschränkt. Alle anderen Forderungen der DIN übertreffen die Bänder bei weitem.

¹⁾ The conformity to DIN EN 14428:2015 is limited at the area of the hinges and seals because of the swinging door hinge technology. The swinging door hinges surpass easily all other requirements of the European Norm.

²⁾ Abweichende, normkonforme Glasbearbeitung, liegt in der Verantwortung des ESG-Herstellers.

²⁾ Glass works, that differ or are nonconform, are the responsibility of the glass manufacturer.

Alle Angaben in mm // all details in mm

Oberflächenbeschreibung // surfaces / finishes

Codeziffer ¹⁾ no. of surface/finish ¹⁾	Oberfläche surface/finish
1	Aluminium unbehandelt <i>aluminium untreated</i>
10	silberfarbig eloxiert (ähnlich Oberfläche 46) <i>silver colour anodized (like finish 46)</i>
14	Chrome-Effekt // <i>chrome effect</i>
16	gebeizt, silberfarbig eloxiert <i>stained, silver-coloured anodised</i>
17	Alinox (Edelstahleffekt) <i>Alinox (stainless steel effect)</i>
19	Kunststoff transparent <i>transparent plastics</i>
20	Zinkdruckguß unbehandelt <i>zinc diecasting</i>
27	Kunststoff weiß <i>white plastics</i>
28	Kunststoff schwarz <i>black plastics</i>
29	Kunststoff grau <i>grey plastics</i>
31	glanzverchromt // <i>bright chrome</i>
34	aluminiumfarben pulverbeschichtet <i>powder-coated in aluminium-colour</i>
36	glanzvernickelt // <i>bright nickel</i>
37	glanzvernickelt, Klarlack // <i>bright nickel, clear varnish</i>
41	Stahl verzinkt // <i>steel zinc-plated</i>
46	mattverchromt // <i>satin chrome</i>
47	geschliffen, mattverchromt (Edelstahleffekt) <i>grounded, satin chrome (stainless steel effect)</i>
51	mattvernickelt // <i>satin nickel</i>
53	VA-Finish matt, mit Klarlack <i>brushed stainless steel finish, clear varnish</i>
55	KL-megla® Nickel gebürstet // <i>KL-megla® brushed nickel</i>
61	vergoldet // <i>gold-plated</i>
62	Edelmessing // <i>fine brass</i>
80	RAL 8019 braun pulverbeschichtet <i>RAL 8019 brown powdercoated</i>
81	RAL 9005 schwarz pulverbeschichtet <i>RAL 9005 black powdercoated</i>
82	RAL 9010 weiß pulverbeschichtet <i>RAL 9010 white powdercoated</i>
83	RAL 9016 verkehrsweiß pulverbeschichtet <i>RAL 9016 white powdercoated</i>
90	poliert // <i>polished</i>
91	matt gebürstet // <i>brushed</i>
93	Edelstahl unbehandelt // <i>stainless steel untreated</i>
97	Edelstahl drehblank <i>stainless steel fine turned</i>

¹⁾ Wichtig: Die Codeziffer ist Bestandteil der Bestell-Nr.
Attention: the surface / finish no. Is part of the order no.!

Allgemeine Informationen // general information



Basismaterial: rostfreier Edelstahl V2A
Base material: stainless steel



Basismaterial: rostfreier Edelstahl V4A
Base material: stainless steel



Basismaterial: hochqualitativer, rostfreier Edelstahl
Base material: high quality stainless steel



Basismaterial: Messing
Base material: brass



Basismaterial: Aluminium
Base material: aluminum



Basismaterial: Magnesium
Base material: magnesium



Basismaterial: Kunststoff
Base material: plastic



Beschlag bei normaler Handhabung wartungsfrei
Maintenance-free fitting through normal handling



Beschlag mit exzentrischer Höhenverstellbarkeit
Hinge with eccentrical height adjustability



Beschlag mit horizontaler und vertikaler Verstellbarkeit
Hinge with horizontal and vertical adjustability



Beschlag mit horizontaler Verstellbarkeit
Hinge with horizontal adjustability



Beschlag mit vertikal Verstellbarkeit
Hinge with vertical adjustability



Beschlag mit patentierter stufenloser Nullpunkt-Verstellung
Hinge with patented continous adjustable 0-position



Beschlag mit flächenbündiger Verschraubung auf der Rückseite
Hinge with screw connection flush to surface on the back



Türband mit Hebe-Senk Technik
Door hinge with lifting mechanism



Duschtürband für durchlaufendes Dichtprofil (Bypass-System)
Shower door hinge for continous seal (By-pass System)



Beschlag mit Klebetechnik: entwickelt in Zusammenarbeit mit der Technischen Universität Dresden // Hinge with adhesive technology: developed in cooperation with the Technischen Universität Dresden



Allgemeine bauaufsichtliche Zulassung durch DIBt
Approved by the building authorities of DIBt



„Geprüfte Sicherheit“ durch den TÜV Rheinland in Kombination mit der ID-Nummer // Security tested by the german TÜV Rheinland in combination with the ID-number



„Bauart geprüft“ durch den TÜV Rheinland in Kombination mit ID-Nummer // „Type approved“ by the german TÜV Rheinland in combination with the ID-number



Konformität mit den Einhaltungen der EU-Richtlinien
Conformity with and adherence to the EU-directives

Hinweise:

T gilt nur für Türe // applies only to door
S gilt nur für Seitenteil // apply only to side panel

Lieferung // Delivery

- standardmäßig lieferbar
standard available
- ⊗ für Lieferung sind Angaben des Kunden erforderlich
details by the client are necessary for delivery
- für Lieferung ist Rücksprache erforderlich
consultation is necessary for delivery

Allgemeine Hinweise // general information

Anwendungsbereich unserer Produkte *Application range of our products*

Für die Anwendung im Bereich Schwimmbad, Sauna, Salzwasser oder hochfrequentierter Bereich bitten wir um Rücksprache.
For application in swimming pool, sauna or salt-water areas, as well as in high frequented areas, consultation necessary.

Maßstab // actual size

Maßstab ist nicht 1:1
actual size is not 1: 1

Befestigungsmaterialien // materials for mounting

Die statisch notwendigen Befestigungsmaterialien für die Montage der Beschläge an den tragenden Baukörper müssen vom Verarbeiter bestimmt werden.
Befestigungsschrauben für die Wandbefestigung werden grundsätzlich nur auf Wunsch und gegen zusätzliche Berechnung mitgeliefert.
Die Verwendbarkeit der Schrauben muss grundsätzlich vom Verarbeiter geprüft werden. Wir übernehmen ausdrücklich hierfür keine Haftung.
Die Montage sollte nur von einem Fachmann durchgeführt werden.

The statistically necessary mounting materials for the mounting of the fittings on the load-bearing structure must be determined by the persons responsible for the mounting. Fastening screws for attachment to the wall will as a rule only be delivered upon request and at extra cost. The suitability of the screws is to be determined by the persons responsible for the mounting. We expressly disclaim liability therefore. The mounting should only be carried out by an expert.

Konstruktion und Einbau // construction and fitting

Als Konstruktions- und Einbauvorlage für Duschtür-Systeme, nutzen Sie bitte unsere Software eDesign „Duschen nach Maß“.
For construction and fitting of shower door systems make use of our software eDesign „Duschen nach Maß“

Glasart // glass type

ESG aus Float nach DIN EN 12150-1:2000
tempered safety glass float must be used in accordance with the DIN EN 12150-12000.

Ihre Bestell-Nr. setzt sich wie folgt zusammen *our order number is made up of*

Art.-Nr- (5-stellig)
art.no. (5-Digit)

Codeziffer
number of surface/finish



KL-megla® GmbH
Wecostraße 15
53783 Eitorf
Germany

Phone + 49 (0) 22 43 - 9 23 00-0
Fax + 49 (0) 22 43 - 9 23 00-36
info@kl-megla.com
www.kl-megla.com

• Form, Inhalt und Struktur dieses Katalogs sind urheberrechtlich geschützt.
Form, content and structure of this catalog are copyrighted.

• Fertigungstechnische Toleranzen und Änderungen sind uns vorbehalten.
We explicitly reserve the right of production tolerances and changes in our products.

• Alle Angaben ohne Gewähr.
All informations without guarantee.



KL® megla GmbH – Wecostraße 15 – 53783 Eitorf – Germany
Phone + 49 (0) 22 43-9 23 00-0 – Fax + 49 (0) 22 43-9 23 00-36
info@KL-megla.de – www.KL-megla.de